

OPEN -- Overall Match Results

German Area 2 Regionals 2010

Printed März 28, 2010 at 20:07



| | <u>%</u> | <u>Points</u> | <u>Competitor</u> | <u>Cat</u> | <u>Reg</u> | <u>Cls</u> | <u>Tag</u> | <u>ICS</u> |
|----|----------|---------------|-------------------------|------------|------------|------------|------------|------------|
| 1 | 100,00 | 768,4886 | 9 Pedersen, Frants | | DEN | | | |
| 2 | 87,50 | 672,3940 | 17 Henking, Mathias | | GER | | | |
| 3 | 85,85 | 659,7370 | 24 Ksycki, Andre | | GER | | | |
| 4 | 84,62 | 650,2981 | 18 Lange, Bernd | | GER | | | |
| 5 | 81,41 | 625,6507 | 26 Spies, Axel | | GER | | | |
| 6 | 77,64 | 596,6218 | 101 Schrader, Heiko | | GER | | | |
| 7 | 74,77 | 574,5730 | 55 Pantzer, Bernd | | GER | | | |
| 8 | 73,91 | 567,9515 | 51 Kobler, Wolfgang | S | GER | | | |
| 9 | 73,21 | 562,6025 | 16 Frindt, Norbert | S | GER | | | |
| 10 | 72,37 | 556,1899 | 21 Neff, Rolf | SS | GER | | | |
| 11 | 70,65 | 542,8999 | 20 Wolff, Uwe | S | GER | | | |
| 12 | 68,50 | 526,3846 | 90 Fleischer, Alexander | J | GER | | | |
| 13 | 65,96 | 506,8661 | 92 Fleischer, Thomas | | GER | | | |
| 14 | 65,93 | 506,6288 | 19 Mueller, Kerstin | L | GER | | | |
| 15 | 65,85 | 506,0197 | 43 Nuernberg, Philipp | J | GER | | | |
| 16 | 51,99 | 399,5747 | 91 Fleischer, Claudia | L | GER | | | |
| 17 | 50,17 | 385,5222 | 30 Mahlmann, Claudia | L | GER | | | |
| 18 | 49,83 | 382,9236 | 15 Doerner, Michael | | GER | | | |
| 19 | 44,80 | 344,3112 | 71 Heinen, David | | GER | | | |
| 20 | 39,88 | 306,4894 | 40 Haenke, Maik | | GER | | | |
| 21 | 36,57 | 281,0492 | 89 Schomacker, Heinz | S | GER | | | |
| 22 | 36,44 | 280,0193 | 33 Stangneth, Eckhard | SS | GER | | | |
| 23 | 35,85 | 275,5241 | 73 Mengel, Ruediger | S | GER | | | |
| 24 | 12,47 | 95,8320 | 95 Grone, Kai | | GER | | SO | |
| 25 | 11,59 | 89,0621 | 104 Tegge, Dorothea | L | GER | | RO | |
| 26 | 10,79 | 82,9006 | 97 Henkens, Uli | SS | GER | | RM | |
| 27 | 10,39 | 79,8389 | 105 Tegge, Juergen | SS | GER | | MD | |
| 28 | 8,87 | 68,1916 | 113 Wolf, Erich | SS | GER | | | |
| 29 | 7,01 | 53,9089 | 96 Grone, Nicole | L | GER | | SO | |

PRODUCTION -- Overall Match Results

German Area 2 Regionals 2010

Printed März 28, 2010 at 20:07



| | <u>%</u> | <u>Points</u> | <u>Competitor</u> | <u>Cat</u> | <u>Reg</u> | <u>Cls</u> | <u>Tag</u> | <u>ICS</u> |
|----|----------|---------------|----------------------------|------------|------------|------------|------------|------------|
| 1 | 100,00 | 703,2207 | 7 Loch, Marijan | | GER | | | |
| 2 | 95,17 | 669,2277 | 4 Hagemann, Lars | | DEN | | | |
| 3 | 88,98 | 625,7475 | 63 Wuesthoff, Sebastian | | GER | | | |
| 4 | 88,72 | 623,9086 | 14 Bundt, Mike | | GER | | | |
| 5 | 85,03 | 597,9281 | 47 Bowakow, Ludwig | | GER | | | |
| 6 | 80,73 | 567,7114 | 6 Wessely, Rene | | GER | | | |
| 7 | 79,36 | 558,0511 | 46 Soukup, JanJ | | GER | | | |
| 8 | 77,64 | 545,9609 | 68 Voelker, Lutz | | GER | | | |
| 9 | 73,69 | 518,1801 | 83 Haug, Axel | | GER | | | |
| 10 | 73,60 | 517,5923 | 5 Larsen, Soren | | DEN | | | |
| 11 | 71,99 | 506,2441 | 85 Hoeschler, Tim | | GER | | | |
| 12 | 71,03 | 499,4984 | 110 Christensen, Christian | | DEN | | | |
| 13 | 69,78 | 490,7314 | 81 Zucker, Holger | | GER | | | |
| 14 | 69,28 | 487,2100 | 42 Schwarz, Florian | S | GER | | | |
| 15 | 56,88 | 399,9762 | 13 Petrovic, Sasa | | SWE | | | |
| 16 | 56,57 | 397,7807 | 69 Hoefs, Stefan | | GER | | | |
| 17 | 56,45 | 396,9600 | 32 Roennau, Carsten | | GER | | | |
| 18 | 56,39 | 396,5638 | 77 Sebelin, Skarthe | | GER | | | |
| 19 | 54,69 | 384,6134 | 25 Schoenen, Andreas | S | GER | | | |
| 20 | 52,25 | 367,4186 | 49 Hochdoerffer, Andreas | | GER | | | |
| 21 | 50,40 | 354,4283 | 109 Low, Michael | | DEN | | | |
| 22 | 50,24 | 353,2969 | 31 Pschibul, Ralf | | GER | | | |
| 23 | 48,42 | 340,4665 | 34 Sengelmann, Joachim | S | GER | | | |
| 24 | 47,24 | 332,1876 | 1 Andersson, Joergen | | SWE | | | |
| 25 | 36,64 | 257,6413 | 107 Wilhelm, Rainer | S | GER | | S0 | |
| 26 | 31,86 | 224,0560 | 80 Witzel, Malte | | GER | | | |
| 27 | 30,25 | 212,7197 | 64 Benthien, Horst | S | GER | | | |
| 28 | 20,97 | 147,4822 | 82 Gussner, Frank | | GER | | | |

REVOLVER (STANDARD) -- Overall Match Results

German Area 2 Regionals 2010

Printed März 28, 2010 at 20:07



| | <u>%</u> | <u>Points</u> | <u>Competitor</u> | <u>Cat</u> | <u>Reg</u> | <u>Cls</u> | <u>Tag</u> | <u>ICS</u> |
|---|----------|---------------|---------------------------|------------|------------|------------|------------|------------|
| 1 | 100,00 | 740,0928 | 12 Linskog, Olle | | SWE | | | |
| 2 | 98,52 | 729,1520 | 45 Exner, Thomas | S | GER | | | |
| 3 | 77,42 | 572,9797 | 103 Stettmisch, Rainer | | GER | | RO | |
| 4 | 63,10 | 466,9836 | 111 Dahlbaeck, Ola | | SWE | | | |
| 5 | 49,39 | 365,5611 | 86 Klottka, Peter | S | GER | | | |
| 6 | 45,54 | 337,0087 | 78 Seibel, MichaelaJ. | L | GER | | | |
| 7 | 27,89 | 206,4440 | 84 HellwigBuergel, Thomas | | GER | | | |
| 8 | 8,45 | 62,5317 | 106 Uhlig, Matthias | S | GER | | RO | |
| 9 | 2,38 | 17,6439 | 112 Schroeder, Michael | S | GER | | | |

STANDARD — Overall Match Results

German Area 2 Regionals 2010

Printed März 28, 2010 at 20:07



| | <u>%</u> | <u>Points</u> | <u>Competitor</u> | <u>Cat</u> | <u>Reg</u> | <u>Cls</u> | <u>Tag</u> | <u>ICS</u> |
|----|----------|---------------|---------------------------|------------|------------|------------|------------|------------|
| 1 | 100,00 | 757,9222 | 11 Skaarer, Even | | NOR | | | |
| 2 | 93,57 | 709,1871 | 61 Schuetz, Michael | | GER | | | |
| 3 | 91,69 | 694,9413 | 2 Birkjaer, Ulrik | | DEN | | | |
| 4 | 76,90 | 582,8045 | 50 Klingberg, Anja | L | GER | | | |
| 5 | 76,08 | 576,6124 | 3 Fristrup, Klaus | S | DEN | | | |
| 6 | 72,98 | 553,1644 | 53 Leischner, Christian | | GER | | | |
| 7 | 72,92 | 552,6482 | 10 Schieck, Peter | | DEN | | | |
| 8 | 72,31 | 548,0286 | 60 Schuermann, Heinz | | GER | | | |
| 9 | 71,67 | 543,2040 | 108 Tagliamonte, Raffaele | | GER | | | |
| 10 | 71,63 | 542,8748 | 8 Pedersen, Finn | | DEN | | | |
| 11 | 66,42 | 503,4413 | 93 Draumann, Manfred | S | GER | | RO | |
| 12 | 63,95 | 484,6686 | 74 Pommerening, Wolfhard | | GER | | | |
| 13 | 62,94 | 476,9997 | 54 Musienko, Yury | | GER | | | |
| 14 | 61,88 | 469,0358 | 28 Dehn, Heinz | SS | GER | | | |
| 15 | 60,99 | 462,2520 | 65 Meier, Juergen | S | GER | | | |
| 16 | 60,33 | 457,2459 | 59 Sasse, Martin | | GER | | | |
| 17 | 54,45 | 412,6670 | 29 Hatje, Peter | S | GER | | | |
| 18 | 53,79 | 407,7207 | 52 Kraft, Niels | | GER | | | |
| 19 | 52,40 | 397,1424 | 67 Voelker, KlausE | SS | GER | | | |
| 20 | 49,31 | 373,7611 | 100 Rogmann, Juergen | SS | GER | | RO | |
| 21 | 45,99 | 348,5943 | 79 Tok, Ahmet | | GER | | | |
| 22 | 43,01 | 326,0007 | 58 Rieber, Wilhelm | | GER | | | |
| 23 | 41,57 | 315,1028 | 76 Schulz, Volker | | GER | | | |
| 24 | 40,22 | 304,8057 | 41 Hoeding, Doris | L | GER | | | |
| 25 | 35,90 | 272,0674 | 75 Schlueter, Werner | | GER | | | |
| 26 | 34,22 | 259,3266 | 36 Burkart, Wieland | SS | GER | | | |
| 27 | 30,20 | 228,9201 | 27 Bahde, Bernd | S | GER | | | |
| 28 | 28,61 | 216,8131 | 94 Feddern, Lisa | SS | GER | | RO | |
| 29 | 28,28 | 214,3265 | 70 Grueber, Juergen | S | GER | | | |
| 30 | 26,50 | 200,8294 | 35 Siebers, Dirk | S | GER | | | |
| 31 | 26,46 | 200,5279 | 57 Rieber, Albert | SS | GER | | | |
| 32 | 23,28 | 176,4423 | 39 Haug, Christian | | GER | | | |
| 33 | 17,74 | 134,4810 | 56 Pazour, Jan | | GER | | | |



Disqualified Shooters

No. Name

72 Holm, Volker

88 Marioth, Philipp

OPEN -- Overall Stage Results

German Area 2 Regionals 2010

Printed März 28, 2010 at 20:08



Stage 1 -- Stage 1

| | PTS | TIME | HIT FACTOR | STAGE POINTS | STAGE PERCENT | COMPETITOR # Name |
|----|-----|-------|---------------|-----------------|------------------|-------------------------|
| 1 | 51 | 7,91 | 6,4475 | 55,0000 | 100,00 | 9 Pedersen, Frants |
| 2 | 50 | 8,15 | 6,1350 | 52,3337 | 95,15 | 26 Spies, Axel |
| 3 | 48 | 8,05 | 5,9627 | 50,8645 | 92,48 | 18 Lange, Bernd |
| 4 | 52 | 9,77 | 5,3224 | 45,4023 | 82,55 | 90 Fleischer, Alexander |
| 5 | 46 | 9,26 | 4,9676 | 42,3756 | 77,05 | 51 Kobler, Wolfgang |
| 6 | 51 | 11,29 | 4,5173 | 38,5341 | 70,06 | 95 Grone, Kai |
| 7 | 48 | 11,41 | 4,2068 | 35,8860 | 65,25 | 92 Fleischer, Thomas |
| 8 | 33 | 8,26 | 3,9952 | 34,0803 | 61,96 | 16 Frindt, Norbert |
| 9 | 36 | 9,16 | 3,9301 | 33,5256 | 60,96 | 24 Ksycki, Andre |
| 10 | 46 | 11,99 | 3,8365 | 32,7271 | 59,50 | 43 Nuernberg, Philipp |
| 11 | 35 | 9,24 | 3,7879 | 32,3121 | 58,75 | 55 Pantzer, Bernd |
| 12 | 46 | 13,39 | 3,4354 | 29,3053 | 53,28 | 19 Mueller, Kerstin |
| 13 | 51 | 16,34 | 3,1212 | 26,6248 | 48,41 | 91 Fleischer, Claudia |
| 14 | 26 | 8,88 | 2,9279 | 24,9764 | 45,41 | 17 Henking, Mathias |
| 15 | 21 | 7,35 | 2,8571 | 24,3726 | 44,31 | 101 Schrader, Heiko |
| 16 | 49 | 18,60 | 2,6344 | 22,4725 | 40,86 | 40 Haenke, Maik |
| 17 | 35 | 13,91 | 2,5162 | 21,4640 | 39,03 | 15 Doerner, Michael |
| 18 | 35 | 14,83 | 2,3601 | 20,1324 | 36,60 | 30 Mahlmann, Claudia |
| 19 | 21 | 9,19 | 2,2851 | 19,4927 | 35,44 | 20 Wolff, Uwe |
| 20 | 36 | 17,63 | 2,0420 | 17,4188 | 31,67 | 73 Mengel, Ruediger |
| 21 | 18 | 9,55 | 1,8848 | 16,0782 | 29,23 | 21 Neff, Rolf |
| 22 | 38 | 21,81 | 1,7423 | 14,8627 | 27,02 | 33 Stangneth, Eckhard |
| 23 | 35 | 25,05 | 1,3972 | 11,9187 | 21,67 | 96 Grone, Nicole |
| 24 | 10 | 13,27 | 0,7536 | 6,4283 | 11,69 | 71 Heinen, David |
| 25 | 0 | 12,77 | 0,0000 | 0,0000 | 0,00 | 89 Schomacker, Heinz |

STANDARD -- Overall Stage Results

German Area 2 Regionals 2010

Printed März 28, 2010 at 20:08



Stage 1 -- Stage 1

| | PTS | TIME | HIT FACTOR | STAGE POINTS | STAGE PERCENT | COMPETITOR # Name |
|----|-----|-------|---------------|-----------------|------------------|---------------------------|
| 1 | 46 | 7,89 | 5,8302 | 55,0000 | 100,00 | 11 Skaarer, Even |
| 2 | 51 | 8,98 | 5,6793 | 53,5767 | 97,41 | 53 Leischner, Christian |
| 3 | 51 | 9,66 | 5,2795 | 49,8052 | 90,55 | 50 Klingberg, Anja |
| 4 | 54 | 10,61 | 5,0895 | 48,0132 | 87,30 | 74 Pommerening, Wolfhard |
| 5 | 46 | 9,42 | 4,8832 | 46,0669 | 83,76 | 2 Birkjaer, Ulrik |
| 6 | 49 | 10,05 | 4,8756 | 45,9951 | 83,63 | 10 Schieck, Peter |
| 7 | 45 | 9,32 | 4,8283 | 45,5490 | 82,82 | 61 Schuetz, Michael |
| 8 | 49 | 10,49 | 4,6711 | 44,0659 | 80,12 | 3 Fristrup, Klaus |
| 9 | 52 | 11,85 | 4,3882 | 41,3968 | 75,27 | 54 Musienko, Yury |
| 10 | 51 | 11,77 | 4,3331 | 40,8767 | 74,32 | 59 Sasse, Martin |
| 11 | 49 | 12,06 | 4,0630 | 38,3293 | 69,69 | 93 Draumann, Manfred |
| 12 | 52 | 15,17 | 3,4278 | 32,3370 | 58,79 | 65 Meier, Juergen |
| 13 | 36 | 10,87 | 3,3119 | 31,2431 | 56,81 | 52 Kraft, Niels |
| 14 | 30 | 9,42 | 3,1847 | 30,0436 | 54,62 | 60 Schuermann, Heinz |
| 15 | 33 | 10,39 | 3,1761 | 29,9627 | 54,48 | 108 Tagliamonte, Raffaele |
| 16 | 48 | 15,80 | 3,0380 | 28,6593 | 52,11 | 100 Rogmann, Juergen |
| 17 | 49 | 16,15 | 3,0341 | 28,6224 | 52,04 | 67 Voelker, KlausE |
| 18 | 50 | 18,11 | 2,7609 | 26,0455 | 47,36 | 57 Rieber, Albert |
| 19 | 51 | 19,53 | 2,6114 | 24,6348 | 44,79 | 41 Hoeding, Doris |
| 20 | 36 | 14,38 | 2,5035 | 23,6170 | 42,94 | 29 Hatje, Peter |
| 21 | 34 | 14,59 | 2,3304 | 21,9839 | 39,97 | 79 Tok, Ahmet |
| 22 | 18 | 11,52 | 1,5625 | 14,7401 | 26,80 | 8 Pedersen, Finn |
| 23 | 43 | 33,45 | 1,2855 | 12,1270 | 22,05 | 94 Feddern, Lisa |
| 24 | 40 | 41,82 | 0,9565 | 9,0231 | 16,41 | 35 Siebers, Dirk |
| 25 | 15 | 17,21 | 0,8716 | 8,2223 | 14,95 | 76 Schulz, Volker |
| 26 | 17 | 20,72 | 0,8205 | 7,7400 | 14,07 | 58 Rieber, Wilhelm |
| 27 | 13 | 15,90 | 0,8176 | 7,7131 | 14,02 | 36 Burkart, Wieland |
| 28 | 7 | 16,45 | 0,4255 | 4,0143 | 7,30 | 75 Schlueter, Werner |
| 29 | 2 | 30,26 | 0,0661 | 0,6235 | 1,13 | 27 Bahde, Bernd |
| 30 | 0 | 26,21 | 0,0000 | 0,0000 | 0,00 | 56 Pazour, Jan |
| 31 | 0 | 22,17 | 0,0000 | 0,0000 | 0,00 | 39 Haug, Christian |
| 32 | 0 | 11,55 | 0,0000 | 0,0000 | 0,00 | 28 Dehn, Heinz |
| 33 | 0 | 22,29 | 0,0000 | 0,0000 | 0,00 | 70 Grueber, Juergen |

PRODUCTION -- Overall Stage Results

German Area 2 Regionals 2010

Printed März 28, 2010 at 20:08



Stage 1 -- Stage 1

| | PTS | TIME | HIT FACTOR | STAGE POINTS | STAGE PERCENT | COMPETITOR # Name |
|----|-----|-------|---------------|-----------------|------------------|----------------------------|
| 1 | 51 | 8,82 | 5,7823 | 55,0000 | 100,00 | 47 Bowakow, Ludwig |
| 2 | 47 | 8,96 | 5,2455 | 49,8943 | 90,72 | 7 Loch, Marijan |
| 3 | 43 | 9,47 | 4,5407 | 43,1896 | 78,53 | 14 Bundt, Mike |
| 4 | 39 | 8,95 | 4,3575 | 41,4479 | 75,36 | 4 Hagemann, Lars |
| 5 | 45 | 11,21 | 4,0143 | 38,1828 | 69,42 | 68 Voelker, Lutz |
| 6 | 51 | 13,83 | 3,6876 | 35,0759 | 63,77 | 85 Hoeschler, Tim |
| 7 | 47 | 14,38 | 3,2684 | 31,0885 | 56,52 | 81 Zucker, Holger |
| 8 | 30 | 9,20 | 3,2609 | 31,0166 | 56,39 | 13 Petrovic, Sasa |
| 9 | 36 | 11,44 | 3,1469 | 29,9321 | 54,42 | 63 Wuesthoff, Sebastian |
| 10 | 34 | 11,20 | 3,0357 | 28,8750 | 52,50 | 42 Schwarz, Florian |
| 11 | 30 | 10,05 | 2,9851 | 28,3933 | 51,62 | 6 Wessely, Rene |
| 12 | 47 | 15,86 | 2,9634 | 28,1874 | 51,25 | 31 Pschibul, Ralf |
| 13 | 39 | 13,27 | 2,9390 | 27,9547 | 50,83 | 80 Witzel, Malte |
| 14 | 26 | 9,53 | 2,7282 | 25,9503 | 47,18 | 109 Low, Michael |
| 15 | 34 | 12,77 | 2,6625 | 25,3250 | 46,05 | 110 Christensen, Christian |
| 16 | 45 | 17,44 | 2,5803 | 24,5430 | 44,62 | 32 Roennau, Carsten |
| 17 | 30 | 11,69 | 2,5663 | 24,4100 | 44,38 | 83 Haug, Axel |
| 18 | 45 | 17,88 | 2,5168 | 23,9390 | 43,53 | 82 Gussner, Frank |
| 19 | 47 | 20,26 | 2,3198 | 22,0658 | 40,12 | 64 Benthien, Horst |
| 20 | 34 | 16,32 | 2,0833 | 19,8162 | 36,03 | 107 Wilhelm, Rainer |
| 21 | 20 | 10,83 | 1,8467 | 17,5656 | 31,94 | 69 Hoefs, Stefan |
| 22 | 22 | 12,88 | 1,7081 | 16,2468 | 29,54 | 49 Hochdoerffer, Andreas |
| 23 | 24 | 14,93 | 1,6075 | 15,2902 | 27,80 | 77 Sebelin, Skarthe |
| 24 | 30 | 24,39 | 1,2300 | 11,6996 | 21,27 | 25 Schoenen, Andreas |
| 25 | 13 | 11,57 | 1,1236 | 10,6874 | 19,43 | 5 Larsen, Soren |
| 26 | 0 | 9,59 | 0,0000 | 0,0000 | 0,00 | 46 Soukup, JanJ |
| 27 | 0 | 14,38 | 0,0000 | 0,0000 | 0,00 | 34 Sengelmann, Joachim |
| 28 | 0 | 12,44 | 0,0000 | 0,0000 | 0,00 | 1 Andersson, Joergen |

REVOLVER (STANDARD) -- Overall Stage Results

German Area 2 Regionals 2010

Printed März 28, 2010 at 20:08



Stage 1 -- Stage 1

| | PTS | TIME | HIT FACTOR | STAGE POINTS | STAGE PERCENT | COMPETITOR # Name |
|---|-----|-------|---------------|-----------------|------------------|------------------------|
| 1 | 52 | 14,88 | 3,4946 | 55,0000 | 100,00 | 45 Exner, Thomas |
| 2 | 52 | 16,59 | 3,1344 | 49,3309 | 89,69 | 12 Lindskog, Olle |
| 3 | 48 | 18,00 | 2,6667 | 41,9692 | 76,31 | 103 Stettmisch, Rainer |
| 4 | 29 | 14,83 | 1,9555 | 30,7765 | 55,96 | 111 Dahlbaeck, Ola |
| 5 | 35 | 19,68 | 1,7785 | 27,9901 | 50,89 | 86 Klottka, Peter |
| 6 | 18 | 27,41 | 0,6567 | 10,3354 | 18,79 | 78 Seibel, MichaelaJ. |
| 7 | 6 | 18,17 | 0,3302 | 5,1971 | 9,45 | 106 Uhlig, Matthias |

OPEN -- Overall Stage Results

German Area 2 Regionals 2010

Printed März 28, 2010 at 20:08



Stage 2 -- Stage 2

| | PTS | TIME | HIT FACTOR | STAGE POINTS | STAGE PERCENT | COMPETITOR # Name |
|----|-----|-------|---------------|-----------------|------------------|-------------------------|
| 1 | 111 | 14,04 | 7,9060 | 120,0000 | 100,00 | 101 Schrader, Heiko |
| 2 | 114 | 14,83 | 7,6871 | 116,6780 | 97,23 | 24 Ksycki, Andre |
| 3 | 101 | 13,46 | 7,5037 | 113,8942 | 94,91 | 9 Pedersen, Frants |
| 4 | 100 | 13,36 | 7,4850 | 113,6106 | 94,68 | 17 Henking, Mathias |
| 5 | 110 | 15,18 | 7,2464 | 109,9883 | 91,66 | 18 Lange, Bernd |
| 6 | 108 | 15,02 | 7,1904 | 109,1388 | 90,95 | 55 Pantzer, Bernd |
| 7 | 108 | 15,13 | 7,1381 | 108,3453 | 90,29 | 26 Spies, Axel |
| 8 | 104 | 14,93 | 6,9658 | 105,7302 | 88,11 | 16 Frindt, Norbert |
| 9 | 107 | 16,46 | 6,5006 | 98,6687 | 82,22 | 21 Neff, Rolf |
| 10 | 105 | 16,22 | 6,4735 | 98,2571 | 81,88 | 51 Kobler, Wolfgang |
| 11 | 109 | 17,29 | 6,3042 | 95,6879 | 79,74 | 20 Wolff, Uwe |
| 12 | 104 | 18,50 | 5,6216 | 85,3271 | 71,11 | 43 Nuernberg, Philipp |
| 13 | 105 | 21,37 | 4,9134 | 74,5779 | 62,15 | 90 Fleischer, Alexander |
| 14 | 117 | 24,82 | 4,7139 | 71,5500 | 59,62 | 73 Mengel, Ruediger |
| 15 | 110 | 24,43 | 4,5027 | 68,3431 | 56,95 | 15 Doerner, Michael |
| 16 | 103 | 23,08 | 4,4627 | 67,7371 | 56,45 | 91 Fleischer, Claudia |
| 17 | 115 | 27,84 | 4,1307 | 62,6980 | 52,25 | 89 Schomacker, Heinz |
| 18 | 107 | 26,63 | 4,0180 | 60,9871 | 50,82 | 19 Mueller, Kerstin |
| 19 | 96 | 28,34 | 3,3874 | 51,4158 | 42,85 | 92 Fleischer, Thomas |
| 20 | 107 | 33,21 | 3,2219 | 48,9035 | 40,75 | 71 Heinen, David |
| 21 | 90 | 29,53 | 3,0477 | 46,2599 | 38,55 | 30 Mahlmann, Claudia |
| 22 | 120 | 40,25 | 2,9814 | 45,2523 | 37,71 | 40 Haenke, Maik |
| 23 | 92 | 31,63 | 2,9086 | 44,1483 | 36,79 | 33 Stangneth, Eckhard |

STANDARD -- Overall Stage Results

German Area 2 Regionals 2010

Printed März 28, 2010 at 20:08



Stage 2 -- Stage 2

| | PTS | TIME | HIT FACTOR | STAGE POINTS | STAGE PERCENT | COMPETITOR # Name |
|----|-----|-------|---------------|-----------------|------------------|---------------------------|
| 1 | 111 | 14,00 | 7,9286 | 120,0000 | 100,00 | 11 Skaarer, Even |
| 2 | 108 | 15,31 | 7,0542 | 106,7665 | 88,97 | 2 Birkjaer, Ulrik |
| 3 | 116 | 17,12 | 6,7757 | 102,5511 | 85,46 | 60 Schuermann, Heinz |
| 4 | 97 | 14,64 | 6,6257 | 100,2806 | 83,57 | 61 Schuetz, Michael |
| 5 | 113 | 17,51 | 6,4535 | 97,6739 | 81,39 | 53 Leischner, Christian |
| 6 | 106 | 16,53 | 6,4126 | 97,0553 | 80,88 | 74 Pommerening, Wolfhard |
| 7 | 107 | 17,47 | 6,1248 | 92,6995 | 77,25 | 8 Pedersen, Finn |
| 8 | 85 | 15,01 | 5,6629 | 85,7086 | 71,42 | 108 Tagliamonte, Raffaele |
| 9 | 104 | 18,66 | 5,5734 | 84,3545 | 70,30 | 3 Frstrup, Klaus |
| 10 | 97 | 17,70 | 5,4802 | 82,9440 | 69,12 | 10 Schieck, Peter |
| 11 | 115 | 21,21 | 5,4220 | 82,0623 | 68,39 | 50 Klingberg, Anja |
| 12 | 112 | 21,23 | 5,2756 | 79,8462 | 66,54 | 29 Hatje, Peter |
| 13 | 114 | 22,30 | 5,1121 | 77,3724 | 64,48 | 52 Kraft, Niels |
| 14 | 112 | 22,70 | 4,9339 | 74,6756 | 62,23 | 65 Meier, Juergen |
| 15 | 109 | 22,49 | 4,8466 | 73,3539 | 61,13 | 54 Musienko, Yury |
| 16 | 103 | 21,38 | 4,8176 | 72,9148 | 60,76 | 28 Dehn, Heinz |
| 17 | 116 | 24,20 | 4,7934 | 72,5486 | 60,46 | 59 Sasse, Martin |
| 18 | 98 | 21,01 | 4,6644 | 70,5970 | 58,83 | 67 Voelker, KlausE |
| 19 | 80 | 18,47 | 4,3313 | 65,5555 | 54,63 | 93 Draumann, Manfred |
| 20 | 112 | 28,12 | 3,9829 | 60,2822 | 50,24 | 100 Rogmann, Juergen |
| 21 | 104 | 28,73 | 3,6199 | 54,7878 | 45,66 | 76 Schulz, Volker |
| 22 | 111 | 31,36 | 3,5395 | 53,5714 | 44,64 | 70 Grueber, Juergen |
| 23 | 116 | 34,15 | 3,3968 | 51,4107 | 42,84 | 27 Bahde, Bernd |
| 24 | 84 | 25,12 | 3,3439 | 50,6111 | 42,18 | 75 Schlueter, Werner |
| 25 | 119 | 37,65 | 3,1607 | 47,8375 | 39,86 | 57 Rieber, Albert |
| 26 | 111 | 35,33 | 3,1418 | 47,5517 | 39,63 | 58 Rieber, Wilhelm |
| 27 | 92 | 29,76 | 3,0914 | 46,7887 | 38,99 | 79 Tok, Ahmet |
| 28 | 108 | 35,03 | 3,0831 | 46,6627 | 38,89 | 41 Hoeding, Doris |
| 29 | 117 | 38,71 | 3,0225 | 45,7456 | 38,12 | 35 Siebers, Dirk |
| 30 | 81 | 27,76 | 2,9179 | 44,1623 | 36,80 | 36 Burkart, Wieland |
| 31 | 108 | 41,05 | 2,6309 | 39,8196 | 33,18 | 94 Feddern, Lisa |
| 32 | 114 | 44,83 | 2,5429 | 38,4877 | 32,07 | 56 Pazour, Jan |
| 33 | 90 | 48,76 | 1,8458 | 27,9361 | 23,28 | 39 Haug, Christian |

PRODUCTION -- Overall Stage Results

German Area 2 Regionals 2010

Printed März 28, 2010 at 20:08



Stage 2 -- Stage 2

| | PTS | TIME | HIT FACTOR | STAGE POINTS | STAGE PERCENT | COMPETITOR # Name |
|----|-----|-------|---------------|-----------------|------------------|----------------------------|
| 1 | 100 | 14,37 | 6,9589 | 120,0000 | 100,00 | 4 Hagemann, Lars |
| 2 | 104 | 15,55 | 6,6881 | 115,3296 | 96,11 | 47 Bowakow, Ludwig |
| 3 | 97 | 14,68 | 6,6076 | 113,9420 | 94,95 | 7 Loch, Marijan |
| 4 | 100 | 15,96 | 6,2657 | 108,0451 | 90,04 | 63 Wuesthoff, Sebastian |
| 5 | 98 | 16,62 | 5,8965 | 101,6794 | 84,73 | 5 Larsen, Soren |
| 6 | 112 | 19,23 | 5,8242 | 100,4331 | 83,69 | 6 Wessely, Rene |
| 7 | 87 | 15,11 | 5,7578 | 99,2871 | 82,74 | 46 Soukup, JanJ |
| 8 | 102 | 18,56 | 5,4957 | 94,7677 | 78,97 | 42 Schwarz, Florian |
| 9 | 96 | 17,96 | 5,3452 | 92,1728 | 76,81 | 81 Zucker, Holger |
| 10 | 116 | 22,13 | 5,2418 | 90,3888 | 75,32 | 85 Hoeschler, Tim |
| 11 | 112 | 21,65 | 5,1732 | 89,2068 | 74,34 | 110 Christensen, Christian |
| 12 | 110 | 21,57 | 5,0997 | 87,9388 | 73,28 | 14 Bundt, Mike |
| 13 | 100 | 19,87 | 5,0327 | 86,7841 | 72,32 | 68 Voelker, Lutz |
| 14 | 116 | 23,58 | 4,9194 | 84,8305 | 70,69 | 69 Hoefs, Stefan |
| 15 | 94 | 19,76 | 4,7571 | 82,0312 | 68,36 | 25 Schoenen, Andreas |
| 16 | 100 | 21,24 | 4,7081 | 81,1864 | 67,66 | 83 Haug, Axel |
| 17 | 82 | 17,80 | 4,6067 | 79,4386 | 66,20 | 13 Petrovic, Sasa |
| 18 | 104 | 22,58 | 4,6058 | 79,4232 | 66,19 | 77 Sebelin, Skarthe |
| 19 | 114 | 27,48 | 4,1485 | 71,5362 | 59,61 | 32 Roennau, Carsten |
| 20 | 96 | 23,80 | 4,0336 | 69,5556 | 57,96 | 1 Andersson, Joergen |
| 21 | 98 | 24,91 | 3,9342 | 67,8407 | 56,53 | 49 Hochdoerffer, Andreas |
| 22 | 98 | 26,96 | 3,6350 | 62,6822 | 52,24 | 34 Sengelmann, Joachim |
| 23 | 83 | 23,24 | 3,5714 | 61,5857 | 51,32 | 31 Pschibul, Ralf |
| 24 | 102 | 30,13 | 3,3853 | 58,3766 | 48,65 | 107 Wilhelm, Rainer |
| 25 | 118 | 38,21 | 3,0882 | 53,2529 | 44,38 | 82 Gussner, Frank |
| 26 | 104 | 34,12 | 3,0481 | 52,5608 | 43,80 | 64 Benthien, Horst |
| 27 | 82 | 28,30 | 2,8975 | 49,9649 | 41,64 | 80 Witzel, Malte |
| 28 | 36 | 20,32 | 1,7717 | 30,5504 | 25,46 | 109 Low, Michael |

REVOLVER (STANDARD) -- Overall Stage Results

German Area 2 Regionals 2010

Printed März 28, 2010 at 20:08



Stage 2 -- Stage 2

| | PTS | TIME | HIT FACTOR | STAGE POINTS | STAGE PERCENT | COMPETITOR # Name |
|---|-----|-------|---------------|-----------------|------------------|------------------------|
| 1 | 114 | 26,98 | 4,2254 | 120,0000 | 100,00 | 12 Lindskog, Olle |
| 2 | 105 | 28,11 | 3,7353 | 106,0832 | 88,40 | 45 Exner, Thomas |
| 3 | 113 | 34,99 | 3,2295 | 91,7176 | 76,43 | 111 Dahlbaeck, Ola |
| 4 | 116 | 40,18 | 2,8870 | 81,9910 | 68,33 | 103 Stettmisch, Rainer |
| 5 | 103 | 44,43 | 2,3183 | 65,8384 | 54,87 | 86 Klottka, Peter |
| 6 | 119 | 58,89 | 2,0207 | 57,3884 | 47,82 | 78 Seibel, MichaelaJ. |

OPEN -- Overall Stage Results

German Area 2 Regionals 2010

Printed März 28, 2010 at 20:08



Stage 3 -- Stage 3

| | PTS | TIME | HIT FACTOR | STAGE POINTS | STAGE PERCENT | COMPETITOR # Name |
|----|-----|-------|---------------|-----------------|------------------|-------------------------|
| 1 | 151 | 25,81 | 5,8504 | 160,0000 | 100,00 | 9 Pedersen, Frants |
| 2 | 152 | 26,32 | 5,7751 | 157,9388 | 98,71 | 17 Henking, Mathias |
| 3 | 150 | 30,65 | 4,8940 | 133,8418 | 83,65 | 24 Ksycki, Andre |
| 4 | 135 | 29,20 | 4,6233 | 126,4393 | 79,02 | 26 Spies, Axel |
| 5 | 142 | 31,63 | 4,4894 | 122,7779 | 76,74 | 16 Frindt, Norbert |
| 6 | 154 | 34,42 | 4,4741 | 122,3604 | 76,48 | 101 Schrader, Heiko |
| 7 | 139 | 31,34 | 4,4352 | 121,2961 | 75,81 | 55 Pantzer, Bernd |
| 8 | 149 | 33,75 | 4,4148 | 120,7379 | 75,46 | 51 Kobler, Wolfgang |
| 9 | 148 | 33,80 | 4,3787 | 119,7501 | 74,84 | 90 Fleischer, Alexander |
| 10 | 146 | 33,52 | 4,3556 | 119,1187 | 74,45 | 20 Wolff, Uwe |
| 11 | 131 | 30,30 | 4,3234 | 118,2387 | 73,90 | 18 Lange, Bernd |
| 12 | 148 | 36,75 | 4,0272 | 110,1375 | 68,84 | 43 Nuernberg, Philipp |
| 13 | 146 | 37,28 | 3,9163 | 107,1046 | 66,94 | 19 Mueller, Kerstin |
| 14 | 154 | 40,18 | 3,8328 | 104,8194 | 65,51 | 92 Fleischer, Thomas |
| 15 | 148 | 38,91 | 3,8036 | 104,0235 | 65,01 | 21 Neff, Rolf |
| 16 | 152 | 47,54 | 3,1973 | 87,4411 | 54,65 | 71 Heinen, David |
| 17 | 153 | 48,53 | 3,1527 | 86,2208 | 53,89 | 30 Mahlmann, Claudia |
| 18 | 147 | 50,30 | 2,9225 | 79,9246 | 49,95 | 91 Fleischer, Claudia |
| 19 | 152 | 57,32 | 2,6518 | 72,5218 | 45,33 | 33 Stangneth, Eckhard |
| 20 | 156 | 61,77 | 2,5255 | 69,0682 | 43,17 | 15 Doerner, Michael |
| 21 | 129 | 65,06 | 1,9828 | 54,2259 | 33,89 | 40 Haenke, Maik |
| 22 | 127 | 70,26 | 1,8076 | 49,4341 | 30,90 | 73 Mengel, Ruediger |
| 23 | 71 | 49,40 | 1,4372 | 39,3063 | 24,57 | 89 Schomacker, Heinz |

STANDARD -- Overall Stage Results

German Area 2 Regionals 2010

Printed März 28, 2010 at 20:08



Stage 3 -- Stage 3

| | PTS | TIME | HIT FACTOR | STAGE POINTS | STAGE PERCENT | COMPETITOR # Name |
|----|-----|--------|---------------|-----------------|------------------|---------------------------|
| 1 | 147 | 28,36 | 5,1834 | 160,0000 | 100,00 | 61 Schuetz, Michael |
| 2 | 141 | 27,76 | 5,0793 | 156,7865 | 97,99 | 11 Skaarer, Even |
| 3 | 146 | 31,03 | 4,7051 | 145,2379 | 90,77 | 2 Birkjaer, Ulrik |
| 4 | 146 | 35,97 | 4,0589 | 125,2914 | 78,31 | 10 Schieck, Peter |
| 5 | 144 | 35,90 | 4,0111 | 123,8161 | 77,39 | 50 Klingberg, Anja |
| 6 | 141 | 35,35 | 3,9887 | 123,1228 | 76,95 | 93 Draumann, Manfred |
| 7 | 134 | 33,99 | 3,9423 | 121,6921 | 76,06 | 60 Schuermann, Heinz |
| 8 | 138 | 35,13 | 3,9283 | 121,2578 | 75,79 | 3 Fristrup, Klaus |
| 9 | 153 | 39,75 | 3,8491 | 118,8128 | 74,26 | 8 Pedersen, Finn |
| 10 | 144 | 38,61 | 3,7296 | 115,1255 | 71,95 | 53 Leischner, Christian |
| 11 | 156 | 42,25 | 3,6923 | 113,9743 | 71,23 | 59 Sasse, Martin |
| 12 | 111 | 30,91 | 3,5911 | 110,8493 | 69,28 | 108 Tagliamonte, Raffaele |
| 13 | 151 | 42,21 | 3,5774 | 110,4258 | 69,02 | 54 Musienko, Yury |
| 14 | 152 | 43,25 | 3,5145 | 108,4842 | 67,80 | 74 Pommerening, Wolfhard |
| 15 | 137 | 39,84 | 3,4388 | 106,1476 | 66,34 | 28 Dehn, Heinz |
| 16 | 153 | 50,41 | 3,0351 | 93,6879 | 58,55 | 65 Meier, Juergen |
| 17 | 142 | 48,94 | 2,9015 | 89,5640 | 55,98 | 67 Voelker, KlausE |
| 18 | 141 | 51,64 | 2,7304 | 84,2833 | 52,68 | 79 Tok, Ahmet |
| 19 | 156 | 57,47 | 2,7145 | 83,7900 | 52,37 | 100 Rogmann, Juergen |
| 20 | 127 | 49,55 | 2,5631 | 79,1168 | 49,45 | 29 Hatje, Peter |
| 21 | 157 | 67,11 | 2,3394 | 72,2140 | 45,13 | 57 Rieber, Albert |
| 22 | 132 | 58,96 | 2,2388 | 69,1075 | 43,19 | 58 Rieber, Wilhelm |
| 23 | 119 | 54,94 | 2,1660 | 66,8601 | 41,79 | 76 Schulz, Volker |
| 24 | 132 | 62,88 | 2,0992 | 64,7993 | 40,50 | 41 Hoeding, Doris |
| 25 | 150 | 71,66 | 2,0932 | 64,6135 | 40,38 | 52 Kraft, Niels |
| 26 | 117 | 59,32 | 1,9724 | 60,8827 | 38,05 | 36 Burkart, Wieland |
| 27 | 139 | 75,46 | 1,8420 | 56,8600 | 35,54 | 75 Schlueter, Werner |
| 28 | 102 | 59,87 | 1,7037 | 52,5896 | 32,87 | 70 Grueber, Juergen |
| 29 | 124 | 74,58 | 1,6626 | 51,3225 | 32,08 | 27 Bahde, Bernd |
| 30 | 131 | 83,56 | 1,5677 | 48,3929 | 30,25 | 39 Haug, Christian |
| 31 | 144 | 99,14 | 1,4525 | 44,8355 | 28,02 | 94 Feddern, Lisa |
| 32 | 103 | 80,97 | 1,2721 | 39,2665 | 24,54 | 56 Pazour, Jan |
| 33 | 97 | 122,54 | 0,7916 | 24,4345 | 15,27 | 35 Siebers, Dirk |

PRODUCTION -- Overall Stage Results

German Area 2 Regionals 2010

Printed März 28, 2010 at 20:08



Stage 3 -- Stage 3

| | PTS | TIME | HIT FACTOR | STAGE POINTS | STAGE PERCENT | COMPETITOR # Name |
|----|-----|-------|---------------|-----------------|------------------|----------------------------|
| 1 | 148 | 29,71 | 4,9815 | 160,0000 | 100,00 | 7 Loch, Marijan |
| 2 | 154 | 34,10 | 4,5161 | 145,0532 | 90,66 | 14 Bundt, Mike |
| 3 | 140 | 33,93 | 4,1261 | 132,5272 | 82,83 | 63 Wuesthoff, Sebastian |
| 4 | 148 | 36,23 | 4,0850 | 131,2062 | 82,00 | 4 Hagemann, Lars |
| 5 | 120 | 29,44 | 4,0761 | 130,9195 | 81,82 | 47 Bowakow, Ludwig |
| 6 | 142 | 36,97 | 3,8410 | 123,3672 | 77,10 | 6 Wessely, Rene |
| 7 | 142 | 39,17 | 3,6252 | 116,4383 | 72,77 | 5 Larsen, Soren |
| 8 | 117 | 34,88 | 3,3544 | 107,7383 | 67,34 | 68 Voelker, Lutz |
| 9 | 138 | 41,34 | 3,3382 | 107,2184 | 67,01 | 83 Haug, Axel |
| 10 | 132 | 39,78 | 3,3183 | 106,5786 | 66,61 | 110 Christensen, Christian |
| 11 | 136 | 41,03 | 3,3146 | 106,4629 | 66,54 | 34 Sengelmann, Joachim |
| 12 | 132 | 40,53 | 3,2568 | 104,6064 | 65,38 | 42 Schwarz, Florian |
| 13 | 107 | 33,17 | 3,2258 | 103,6094 | 64,76 | 46 Soukup, JanJ |
| 14 | 123 | 38,40 | 3,2031 | 102,8809 | 64,30 | 13 Petrovic, Sasa |
| 15 | 148 | 49,45 | 2,9929 | 96,1294 | 60,08 | 32 Roennau, Carsten |
| 16 | 130 | 43,82 | 2,9667 | 95,2866 | 59,55 | 25 Schoenen, Andreas |
| 17 | 135 | 48,28 | 2,7962 | 89,8106 | 56,13 | 85 Hoeschler, Tim |
| 18 | 127 | 45,77 | 2,7747 | 89,1217 | 55,70 | 81 Zucker, Holger |
| 19 | 110 | 40,69 | 2,7034 | 86,8292 | 54,27 | 109 Low, Michael |
| 20 | 119 | 44,51 | 2,6736 | 85,8717 | 53,67 | 77 Sebelin, Skarthe |
| 21 | 125 | 48,55 | 2,5747 | 82,6955 | 51,68 | 31 Pschibul, Ralf |
| 22 | 112 | 45,82 | 2,4443 | 78,5098 | 49,07 | 49 Hochdoerffer, Andreas |
| 23 | 148 | 61,93 | 2,3898 | 76,7576 | 47,97 | 69 Hoefs, Stefan |
| 24 | 131 | 59,86 | 2,1884 | 70,2903 | 43,93 | 82 Gussner, Frank |
| 25 | 78 | 43,78 | 1,7816 | 57,2242 | 35,77 | 1 Andersson, Joergen |
| 26 | 117 | 75,82 | 1,5431 | 49,5636 | 30,98 | 64 Benthien, Horst |
| 27 | 99 | 70,11 | 1,4121 | 45,3541 | 28,35 | 107 Wilhelm, Rainer |
| 28 | 39 | 53,29 | 0,7318 | 23,5061 | 14,69 | 80 Witzel, Malte |

REVOLVER (STANDARD) -- Overall Stage Results

German Area 2 Regionals 2010

Printed März 28, 2010 at 20:08



Stage 3 -- Stage 3

| | PTS | TIME | HIT FACTOR | STAGE POINTS | STAGE PERCENT | COMPETITOR # Name |
|---|-----|-------|---------------|-----------------|------------------|------------------------|
| 1 | 153 | 44,31 | 3,4529 | 160,0000 | 100,00 | 12 Lindskog, Olle |
| 2 | 148 | 47,00 | 3,1489 | 145,9131 | 91,20 | 45 Exner, Thomas |
| 3 | 144 | 53,74 | 2,6796 | 124,1638 | 77,60 | 103 Stettmisch, Rainer |
| 4 | 131 | 64,64 | 2,0266 | 93,9075 | 58,69 | 111 Dahlbaeck, Ola |
| 5 | 123 | 83,86 | 1,4667 | 67,9643 | 42,48 | 78 Seibel, MichaelaJ. |
| 6 | 34 | 56,47 | 0,6021 | 27,8992 | 17,44 | 86 Klottka, Peter |

OPEN -- Overall Stage Results

German Area 2 Regionals 2010

Printed März 28, 2010 at 20:08



Stage 4 -- Stage 4

| | PTS | TIME | HIT FACTOR | STAGE POINTS | STAGE PERCENT | COMPETITOR # Name |
|----|-----|-------|---------------|-----------------|------------------|-------------------------|
| 1 | 50 | 8,15 | 6,1350 | 55,0000 | 100,00 | 9 Pedersen, Frants |
| 2 | 47 | 8,39 | 5,6019 | 50,2211 | 91,31 | 24 Ksycki, Andre |
| 3 | 53 | 9,96 | 5,3213 | 47,7053 | 86,74 | 21 Neff, Rolf |
| 4 | 51 | 9,72 | 5,2469 | 47,0386 | 85,52 | 17 Henking, Mathias |
| 5 | 48 | 9,42 | 5,0955 | 45,6815 | 83,06 | 18 Lange, Bernd |
| 6 | 48 | 9,52 | 5,0420 | 45,2017 | 82,18 | 55 Pantzer, Bernd |
| 7 | 44 | 9,04 | 4,8673 | 43,6350 | 79,34 | 51 Kobler, Wolfgang |
| 8 | 46 | 9,57 | 4,8067 | 43,0920 | 78,35 | 26 Spies, Axel |
| 9 | 52 | 11,46 | 4,5375 | 40,6789 | 73,96 | 19 Mueller, Kerstin |
| 10 | 46 | 10,35 | 4,4444 | 39,8444 | 72,44 | 90 Fleischer, Alexander |
| 11 | 38 | 10,39 | 3,6574 | 32,7883 | 59,62 | 20 Wolff, Uwe |
| 12 | 48 | 13,61 | 3,5268 | 31,6179 | 57,49 | 92 Fleischer, Thomas |
| 13 | 51 | 14,60 | 3,4932 | 31,3161 | 56,94 | 95 Grone, Kai |
| 14 | 52 | 15,28 | 3,4031 | 30,5092 | 55,47 | 91 Fleischer, Claudia |
| 15 | 32 | 9,84 | 3,2520 | 29,1545 | 53,01 | 16 Frindt, Norbert |
| 16 | 37 | 11,88 | 3,1145 | 27,9213 | 50,77 | 101 Schrader, Heiko |
| 17 | 35 | 12,27 | 2,8525 | 25,5725 | 46,50 | 30 Mahlmann, Claudia |
| 18 | 44 | 15,53 | 2,8332 | 25,3999 | 46,18 | 43 Nuernberg, Philipp |
| 19 | 50 | 17,72 | 2,8217 | 25,2963 | 45,99 | 15 Doerner, Michael |
| 20 | 51 | 18,94 | 2,6927 | 24,1402 | 43,89 | 40 Haenke, Maik |
| 21 | 24 | 14,89 | 1,6118 | 14,4500 | 26,27 | 71 Heinen, David |
| 22 | 31 | 21,21 | 1,4616 | 13,1030 | 23,82 | 33 Stangneth, Eckhard |
| 23 | 2 | 20,57 | 0,0972 | 0,8717 | 1,58 | 73 Mengel, Ruediger |
| 24 | 0 | 0,00 | 0,0000 | 0,0000 | 0,00 | 96 Grone, Nicole |
| 25 | 0 | 13,95 | 0,0000 | 0,0000 | 0,00 | 89 Schomacker, Heinz |

STANDARD -- Overall Stage Results

German Area 2 Regionals 2010

Printed März 28, 2010 at 20:08



Stage 4 -- Stage 4

| | PTS | TIME | HIT FACTOR | STAGE POINTS | STAGE PERCENT | COMPETITOR # Name |
|----|-----|-------|---------------|-----------------|------------------|---------------------------|
| 1 | 54 | 9,87 | 5,4711 | 55,0000 | 100,00 | 11 Skaarer, Even |
| 2 | 52 | 10,28 | 5,0584 | 50,8506 | 92,46 | 2 Birkjaer, Ulrik |
| 3 | 50 | 11,18 | 4,4723 | 44,9588 | 81,74 | 50 Klingberg, Anja |
| 4 | 55 | 12,57 | 4,3755 | 43,9859 | 79,97 | 3 Fristrup, Klaus |
| 5 | 52 | 12,22 | 4,2553 | 42,7778 | 77,78 | 10 Schieck, Peter |
| 6 | 43 | 11,10 | 3,8739 | 38,9432 | 70,81 | 53 Leischner, Christian |
| 7 | 51 | 13,33 | 3,8260 | 38,4615 | 69,93 | 52 Kraft, Niels |
| 8 | 51 | 13,35 | 3,8202 | 38,4039 | 69,83 | 8 Pedersen, Finn |
| 9 | 36 | 9,75 | 3,6923 | 37,1180 | 67,49 | 60 Schuermann, Heinz |
| 10 | 30 | 8,89 | 3,3746 | 33,9239 | 61,68 | 61 Schuetz, Michael |
| 11 | 34 | 10,16 | 3,3465 | 33,6412 | 61,17 | 108 Tagliamonte, Raffaele |
| 12 | 37 | 11,47 | 3,2258 | 32,4283 | 58,96 | 93 Draumann, Manfred |
| 13 | 47 | 14,58 | 3,2236 | 32,4061 | 58,92 | 28 Dehn, Heinz |
| 14 | 51 | 17,31 | 2,9463 | 29,6182 | 53,85 | 100 Rogmann, Juergen |
| 15 | 40 | 14,46 | 2,7663 | 27,8085 | 50,56 | 54 Musienko, Yury |
| 16 | 51 | 18,86 | 2,7041 | 27,1841 | 49,43 | 76 Schulz, Volker |
| 17 | 47 | 19,58 | 2,4004 | 24,1308 | 43,87 | 65 Meier, Juergen |
| 18 | 47 | 21,23 | 2,2138 | 22,2553 | 40,46 | 75 Schlueter, Werner |
| 19 | 51 | 24,71 | 2,0639 | 20,7483 | 37,72 | 57 Rieber, Albert |
| 20 | 36 | 19,26 | 1,8692 | 18,7902 | 34,16 | 36 Burkart, Wieland |
| 21 | 37 | 20,48 | 1,8066 | 18,1618 | 33,02 | 58 Rieber, Wilhelm |
| 22 | 39 | 23,38 | 1,6681 | 16,7690 | 30,49 | 67 Voelker, KlausE |
| 23 | 45 | 29,59 | 1,5208 | 15,2881 | 27,80 | 94 Feddern, Lisa |
| 24 | 21 | 19,83 | 1,0590 | 10,6459 | 19,36 | 41 Hoeding, Doris |
| 25 | 33 | 51,01 | 0,6469 | 6,5035 | 11,82 | 35 Siebers, Dirk |
| 26 | 8 | 13,58 | 0,5891 | 5,9221 | 10,77 | 59 Sasse, Martin |
| 27 | 7 | 22,40 | 0,3125 | 3,1415 | 5,71 | 29 Hatje, Peter |
| 28 | 8 | 29,46 | 0,2716 | 2,7299 | 4,96 | 74 Pommerening, Wolfhard |
| 29 | 0 | 27,26 | 0,0000 | 0,0000 | 0,00 | 27 Bahde, Bernd |
| 30 | 0 | 20,58 | 0,0000 | 0,0000 | 0,00 | 70 Grueber, Juergen |
| 31 | 0 | 33,49 | 0,0000 | 0,0000 | 0,00 | 56 Pazour, Jan |
| 32 | 0 | 26,99 | 0,0000 | 0,0000 | 0,00 | 39 Haug, Christian |
| 33 | 0 | 22,28 | 0,0000 | 0,0000 | 0,00 | 79 Tok, Ahmet |

PRODUCTION -- Overall Stage Results

German Area 2 Regionals 2010

Printed März 28, 2010 at 20:08



Stage 4 -- Stage 4

| | PTS | TIME | HIT FACTOR | STAGE POINTS | STAGE PERCENT | COMPETITOR # Name |
|----|-----|-------|---------------|-----------------|------------------|----------------------------|
| 1 | 49 | 10,33 | 4,7435 | 55,0000 | 100,00 | 7 Loch, Marijan |
| 2 | 47 | 10,74 | 4,3762 | 50,7412 | 92,26 | 46 Soukup, JanJ |
| 3 | 45 | 11,32 | 3,9753 | 46,0928 | 83,81 | 14 Bundt, Mike |
| 4 | 53 | 13,36 | 3,9671 | 45,9977 | 83,63 | 83 Haug, Axel |
| 5 | 32 | 9,14 | 3,5011 | 40,5948 | 73,81 | 4 Hagemann, Lars |
| 6 | 43 | 12,37 | 3,4762 | 40,3056 | 73,28 | 68 Voelker, Lutz |
| 7 | 40 | 12,10 | 3,3058 | 38,3302 | 69,69 | 5 Larsen, Soren |
| 8 | 33 | 10,43 | 3,1640 | 36,6857 | 66,70 | 13 Petrovic, Sasa |
| 9 | 39 | 13,07 | 2,9839 | 34,5984 | 62,91 | 63 Wuesthoff, Sebastian |
| 10 | 34 | 12,32 | 2,7597 | 31,9989 | 58,18 | 6 Wessely, Rene |
| 11 | 36 | 14,60 | 2,4658 | 28,5902 | 51,98 | 47 Bowakow, Ludwig |
| 12 | 28 | 11,42 | 2,4518 | 28,4288 | 51,69 | 42 Schwarz, Florian |
| 13 | 34 | 16,61 | 2,0470 | 23,7343 | 43,15 | 25 Schoenen, Andreas |
| 14 | 19 | 14,84 | 1,2803 | 14,8452 | 26,99 | 77 Sebelin, Skarthe |
| 15 | 18 | 18,48 | 0,9740 | 11,2937 | 20,53 | 49 Hochdoerffer, Andreas |
| 16 | 11 | 11,67 | 0,9426 | 10,9292 | 19,87 | 110 Christensen, Christian |
| 17 | 13 | 16,28 | 0,7985 | 9,2588 | 16,83 | 1 Andersson, Joergen |
| 18 | 11 | 16,14 | 0,6815 | 7,9023 | 14,37 | 34 Sengelmann, Joachim |
| 19 | 9 | 15,00 | 0,6000 | 6,9569 | 12,65 | 81 Zucker, Holger |
| 20 | 9 | 17,97 | 0,5008 | 5,8071 | 10,56 | 107 Wilhelm, Rainer |
| 21 | 5 | 11,86 | 0,4216 | 4,8882 | 8,89 | 109 Low, Michael |
| 22 | 6 | 18,20 | 0,3297 | 3,8225 | 6,95 | 32 Roennau, Carsten |
| 23 | 4 | 15,07 | 0,2654 | 3,0776 | 5,60 | 69 Hoefs, Stefan |
| 24 | 0 | 35,43 | 0,0000 | 0,0000 | 0,00 | 64 Benthien, Horst |
| 25 | 0 | 14,82 | 0,0000 | 0,0000 | 0,00 | 85 Hoeschler, Tim |
| 26 | 0 | 15,94 | 0,0000 | 0,0000 | 0,00 | 31 Pschibul, Ralf |
| 27 | 0 | 20,21 | 0,0000 | 0,0000 | 0,00 | 80 Witzel, Malte |

REVOLVER (STANDARD) -- Overall Stage Results

German Area 2 Regionals 2010

Printed März 28, 2010 at 20:08




Stage 4 -- Stage 4

| | PTS | TIME | HIT FACTOR | STAGE POINTS | STAGE PERCENT | COMPETITOR # Name |
|---|-----|-------|---------------|-----------------|------------------|------------------------|
| 1 | 51 | 19,14 | 2,6646 | 55,0000 | 100,00 | 45 Exner, Thomas |
| 2 | 53 | 24,17 | 2,1928 | 45,2620 | 82,29 | 103 Stettmisch, Rainer |
| 3 | 35 | 16,72 | 2,0933 | 43,2082 | 78,56 | 12 Lindskog, Olle |
| 4 | 41 | 20,69 | 1,9816 | 40,9032 | 74,37 | 86 Klottka, Peter |
| 5 | 29 | 25,19 | 1,1513 | 23,7632 | 43,21 | 111 Dahlbaeck, Ola |
| 6 | 39 | 36,92 | 1,0563 | 21,8041 | 39,64 | 78 Seibel, MichaelaJ. |

OPEN -- Overall Stage Results

German Area 2 Regionals 2010

Printed März 28, 2010 at 20:08



Stage 5 -- Stage 5

| | PTS | TIME | HIT FACTOR | STAGE POINTS | STAGE PERCENT | COMPETITOR # Name |
|----|-----|-------|---------------|-----------------|------------------|-------------------------|
| 1 | 70 | 8,32 | 8,4135 | 80,0000 | 100,00 | 9 Pedersen, Frants |
| 2 | 66 | 8,93 | 7,3908 | 70,2761 | 87,85 | 101 Schrader, Heiko |
| 3 | 74 | 10,59 | 6,9877 | 66,4433 | 83,05 | 51 Kobler, Wolfgang |
| 4 | 72 | 10,65 | 6,7606 | 64,2833 | 80,35 | 90 Fleischer, Alexander |
| 5 | 69 | 10,41 | 6,6282 | 63,0251 | 78,78 | 17 Henking, Mathias |
| 6 | 68 | 10,35 | 6,5700 | 62,4718 | 78,09 | 55 Pantzer, Bernd |
| 7 | 60 | 9,50 | 6,3158 | 60,0541 | 75,07 | 24 Ksycki, Andre |
| 8 | 69 | 11,25 | 6,1333 | 58,3192 | 72,90 | 18 Lange, Bernd |
| 9 | 62 | 10,53 | 5,8879 | 55,9859 | 69,98 | 16 Frindt, Norbert |
| 10 | 69 | 12,53 | 5,5068 | 52,3616 | 65,45 | 20 Wolff, Uwe |
| 11 | 64 | 11,64 | 5,4983 | 52,2808 | 65,35 | 21 Neff, Rolf |
| 12 | 72 | 13,31 | 5,4095 | 51,4363 | 64,30 | 19 Mueller, Kerstin |
| 13 | 75 | 14,05 | 5,3381 | 50,7575 | 63,45 | 92 Fleischer, Thomas |
| 14 | 53 | 11,24 | 4,7153 | 44,8358 | 56,04 | 26 Spies, Axel |
| 15 | 65 | 14,95 | 4,3478 | 41,3416 | 51,68 | 91 Fleischer, Claudia |
| 16 | 64 | 15,35 | 4,1694 | 39,6449 | 49,56 | 43 Nuernberg, Philipp |
| 17 | 72 | 18,93 | 3,8035 | 36,1657 | 45,21 | 15 Doerner, Michael |
| 18 | 74 | 20,74 | 3,5680 | 33,9264 | 42,41 | 89 Schomacker, Heinz |
| 19 | 55 | 16,21 | 3,3930 | 32,2623 | 40,33 | 30 Mahlmann, Claudia |
| 20 | 73 | 22,29 | 3,2750 | 31,1407 | 38,93 | 71 Heinen, David |
| 21 | 76 | 23,59 | 3,2217 | 30,6338 | 38,29 | 40 Haenke, Maik |
| 22 | 71 | 24,48 | 2,9003 | 27,5780 | 34,47 | 73 Mengel, Ruediger |
| 23 | 62 | 22,54 | 2,7507 | 26,1549 | 32,69 | 33 Stangneth, Eckhard |
| 24 | 74 | 28,27 | 2,6176 | 24,8898 | 31,11 | 96 Grone, Nicole |

STANDARD -- Overall Stage Results

German Area 2 Regionals 2010

Printed März 28, 2010 at 20:08



Stage 5 -- Stage 5

| | PTS | TIME | HIT FACTOR | STAGE POINTS | STAGE PERCENT | COMPETITOR # Name |
|----|-----|-------|---------------|-----------------|------------------|---------------------------|
| 1 | 77 | 10,37 | 7,4253 | 80,0000 | 100,00 | 11 Skaarer, Even |
| 2 | 76 | 10,59 | 7,1766 | 77,3207 | 96,65 | 2 Birkjaer, Ulrik |
| 3 | 68 | 10,43 | 6,5197 | 70,2429 | 87,80 | 61 Schuetz, Michael |
| 4 | 66 | 10,77 | 6,1281 | 66,0247 | 82,53 | 108 Tagliamonte, Raffaele |
| 5 | 63 | 10,81 | 5,8279 | 62,7903 | 78,49 | 8 Pedersen, Finn |
| 6 | 70 | 12,50 | 5,6000 | 60,3345 | 75,42 | 3 Fristrup, Klaus |
| 7 | 73 | 14,68 | 4,9728 | 53,5766 | 66,97 | 50 Klingberg, Anja |
| 8 | 59 | 12,03 | 4,9044 | 52,8402 | 66,05 | 10 Schieck, Peter |
| 9 | 64 | 13,38 | 4,7833 | 51,5350 | 64,42 | 60 Schuermann, Heinz |
| 10 | 76 | 16,19 | 4,6943 | 50,5760 | 63,22 | 54 Musienko, Yury |
| 11 | 74 | 15,80 | 4,6835 | 50,4606 | 63,08 | 53 Leischner, Christian |
| 12 | 74 | 16,97 | 4,3606 | 46,9816 | 58,73 | 59 Sasse, Martin |
| 13 | 73 | 16,95 | 4,3068 | 46,4014 | 58,00 | 52 Kraft, Niels |
| 14 | 73 | 17,12 | 4,2640 | 45,9406 | 57,43 | 28 Dehn, Heinz |
| 15 | 75 | 17,59 | 4,2638 | 45,9381 | 57,42 | 65 Meier, Juergen |
| 16 | 66 | 16,23 | 4,0665 | 43,8130 | 54,77 | 67 Voelker, KlausE |
| 17 | 71 | 17,47 | 4,0641 | 43,7868 | 54,73 | 79 Tok, Ahmet |
| 18 | 67 | 16,65 | 4,0240 | 43,3549 | 54,19 | 29 Hatje, Peter |
| 19 | 49 | 13,21 | 3,7093 | 39,9642 | 49,96 | 93 Draumann, Manfred |
| 20 | 39 | 11,25 | 3,4667 | 37,3500 | 46,69 | 74 Pommerening, Wolfhard |
| 21 | 77 | 24,63 | 3,1263 | 33,6825 | 42,10 | 57 Rieber, Albert |
| 22 | 72 | 23,73 | 3,0341 | 32,6898 | 40,86 | 41 Hoeding, Doris |
| 23 | 70 | 23,27 | 3,0082 | 32,4100 | 40,51 | 58 Rieber, Wilhelm |
| 24 | 66 | 22,05 | 2,9932 | 32,2488 | 40,31 | 76 Schulz, Volker |
| 25 | 61 | 20,61 | 2,9597 | 31,8882 | 39,86 | 100 Rogmann, Juergen |
| 26 | 67 | 23,09 | 2,9017 | 31,2629 | 39,08 | 70 Grueber, Juergen |
| 27 | 69 | 26,36 | 2,6176 | 28,2021 | 35,25 | 27 Bahde, Bernd |
| 28 | 55 | 22,66 | 2,4272 | 26,1505 | 32,69 | 75 Schlueter, Werner |
| 29 | 49 | 23,50 | 2,0851 | 22,4650 | 28,08 | 36 Burkart, Wieland |
| 30 | 74 | 36,03 | 2,0538 | 22,1282 | 27,66 | 94 Feddern, Lisa |
| 31 | 73 | 37,52 | 1,9456 | 20,9623 | 26,20 | 35 Siebers, Dirk |
| 32 | 66 | 41,41 | 1,5938 | 17,1718 | 21,46 | 56 Pazour, Jan |
| 33 | 51 | 35,84 | 1,4230 | 15,3313 | 19,16 | 39 Haug, Christian |

PRODUCTION -- Overall Stage Results

German Area 2 Regionals 2010

Printed März 28, 2010 at 20:08



Stage 5 -- Stage 5

| | PTS | TIME | HIT FACTOR | STAGE POINTS | STAGE PERCENT | COMPETITOR # Name |
|----|-----|-------|---------------|-----------------|------------------|----------------------------|
| 1 | 68 | 9,27 | 7,3355 | 80,0000 | 100,00 | 4 Hagemann, Lars |
| 2 | 62 | 10,47 | 5,9217 | 64,5812 | 80,73 | 46 Soukup, JanJ |
| 3 | 62 | 10,84 | 5,7196 | 62,3768 | 77,97 | 47 Bowakow, Ludwig |
| 4 | 70 | 12,42 | 5,6361 | 61,4663 | 76,83 | 110 Christensen, Christian |
| 5 | 53 | 9,83 | 5,3917 | 58,8008 | 73,50 | 7 Loch, Marijan |
| 6 | 68 | 13,27 | 5,1243 | 55,8855 | 69,86 | 5 Larsen, Soren |
| 7 | 66 | 12,99 | 5,0808 | 55,4110 | 69,26 | 63 Wuesthoff, Sebastian |
| 8 | 78 | 15,76 | 4,9492 | 53,9758 | 67,47 | 69 Hoefs, Stefan |
| 9 | 60 | 12,87 | 4,6620 | 50,8433 | 63,55 | 6 Wessely, Rene |
| 10 | 66 | 14,28 | 4,6218 | 50,4053 | 63,01 | 1 Andersson, Joergen |
| 11 | 63 | 14,55 | 4,3299 | 47,2213 | 59,03 | 14 Bundt, Mike |
| 12 | 56 | 13,28 | 4,2169 | 45,9887 | 57,49 | 81 Zucker, Holger |
| 13 | 58 | 14,08 | 4,1193 | 44,9248 | 56,16 | 109 Low, Michael |
| 14 | 62 | 15,10 | 4,1060 | 44,7791 | 55,97 | 68 Voelker, Lutz |
| 15 | 64 | 15,69 | 4,0790 | 44,4854 | 55,61 | 25 Schoenen, Andreas |
| 16 | 78 | 19,25 | 4,0519 | 44,1901 | 55,24 | 85 Hoeschler, Tim |
| 17 | 70 | 18,78 | 3,7274 | 40,6503 | 50,81 | 83 Haug, Axel |
| 18 | 52 | 14,24 | 3,6517 | 39,8249 | 49,78 | 42 Schwarz, Florian |
| 19 | 56 | 16,59 | 3,3755 | 36,8131 | 46,02 | 49 Hochdoerffer, Andreas |
| 20 | 66 | 19,78 | 3,3367 | 36,3897 | 45,49 | 32 Roennau, Carsten |
| 21 | 60 | 19,34 | 3,1024 | 33,8342 | 42,29 | 31 Pschibul, Ralf |
| 22 | 49 | 17,47 | 2,8048 | 30,5889 | 38,24 | 34 Sengelmann, Joachim |
| 23 | 45 | 17,78 | 2,5309 | 27,6021 | 34,50 | 80 Witzel, Malte |
| 24 | 47 | 18,71 | 2,5120 | 27,3959 | 34,24 | 77 Sebelin, Skarthe |
| 25 | 58 | 23,12 | 2,5087 | 27,3590 | 34,20 | 107 Wilhelm, Rainer |
| 26 | 53 | 27,08 | 1,9572 | 21,3446 | 26,68 | 64 Benthien, Horst |
| 27 | 21 | 12,52 | 1,6773 | 18,2926 | 22,87 | 13 Petrovic, Sasa |

REVOLVER (STANDARD) -- Overall Stage Results

German Area 2 Regionals 2010

Printed März 28, 2010 at 20:08



Stage 5 -- Stage 5

| | PTS | TIME | HIT FACTOR | STAGE POINTS | STAGE PERCENT | COMPETITOR # Name |
|---|-----|-------|---------------|-----------------|------------------|------------------------|
| 1 | 76 | 16,57 | 4,5866 | 80,0000 | 100,00 | 12 Lindskog, Olle |
| 2 | 68 | 17,77 | 3,8267 | 66,7453 | 83,43 | 45 Exner, Thomas |
| 3 | 71 | 19,82 | 3,5822 | 62,4818 | 78,10 | 103 Stettmisch, Rainer |
| 4 | 70 | 24,19 | 2,8938 | 50,4732 | 63,09 | 86 Klottka, Peter |
| 5 | 47 | 23,20 | 2,0259 | 35,3353 | 44,17 | 111 Dahlbaeck, Ola |
| 6 | 73 | 40,51 | 1,8020 | 31,4311 | 39,29 | 78 Seibel, MichaelaJ. |

OPEN -- Overall Stage Results

German Area 2 Regionals 2010

Printed März 28, 2010 at 20:08



Stage 6 -- Stage 6

| | PTS | TIME | HIT FACTOR | STAGE POINTS | STAGE PERCENT | COMPETITOR # Name |
|----|-----|-------|---------------|-----------------|------------------|-------------------------|
| 1 | 114 | 17,72 | 6,4334 | 120,0000 | 100,00 | 9 Pedersen, Frants |
| 2 | 109 | 17,46 | 6,2428 | 116,4454 | 97,04 | 17 Henking, Mathias |
| 3 | 112 | 19,55 | 5,7289 | 106,8591 | 89,05 | 101 Schrader, Heiko |
| 4 | 112 | 19,96 | 5,6112 | 104,6641 | 87,22 | 26 Spies, Axel |
| 5 | 107 | 19,19 | 5,5758 | 104,0037 | 86,67 | 16 Frindt, Norbert |
| 6 | 112 | 20,37 | 5,4983 | 102,5574 | 85,46 | 21 Neff, Rolf |
| 7 | 116 | 21,21 | 5,4691 | 102,0134 | 85,01 | 18 Lange, Bernd |
| 8 | 110 | 20,78 | 5,2936 | 98,7387 | 82,28 | 24 Ksycki, Andre |
| 9 | 115 | 21,97 | 5,2344 | 97,6355 | 81,36 | 43 Nuernberg, Philipp |
| 10 | 107 | 21,82 | 4,9038 | 91,4680 | 76,22 | 19 Mueller, Kerstin |
| 11 | 107 | 22,31 | 4,7961 | 89,4591 | 74,55 | 92 Fleischer, Thomas |
| 12 | 106 | 22,20 | 4,7748 | 89,0621 | 74,22 | 104 Tegge, Dorothea |
| 13 | 115 | 24,18 | 4,7560 | 88,7119 | 73,93 | 20 Wolff, Uwe |
| 14 | 116 | 26,10 | 4,4444 | 82,9006 | 69,08 | 97 Henkens, Uli |
| 15 | 113 | 26,40 | 4,2803 | 79,8389 | 66,53 | 105 Tegge, Juergen |
| 16 | 79 | 21,79 | 3,6255 | 67,6254 | 56,35 | 55 Pantzer, Bernd |
| 17 | 98 | 28,16 | 3,4801 | 64,9133 | 54,09 | 51 Kobler, Wolfgang |
| 18 | 116 | 33,55 | 3,4575 | 64,4920 | 53,74 | 15 Doerner, Michael |
| 19 | 91 | 26,43 | 3,4431 | 64,2221 | 53,52 | 91 Fleischer, Claudia |
| 20 | 101 | 29,61 | 3,4110 | 63,6243 | 53,02 | 30 Mahlmann, Claudia |
| 21 | 113 | 33,74 | 3,3491 | 62,4703 | 52,06 | 71 Heinen, David |
| 22 | 62 | 19,78 | 3,1345 | 58,4663 | 48,72 | 90 Fleischer, Alexander |
| 23 | 94 | 31,39 | 2,9946 | 55,8569 | 46,55 | 89 Schomacker, Heinz |
| 24 | 103 | 42,68 | 2,4133 | 45,0146 | 37,51 | 33 Stangneth, Eckhard |
| 25 | 106 | 47,95 | 2,2106 | 41,2342 | 34,36 | 40 Haenke, Maik |
| 26 | 92 | 48,75 | 1,8872 | 35,2009 | 29,33 | 73 Mengel, Ruediger |
| 27 | 62 | 58,33 | 1,0629 | 19,8262 | 16,52 | 113 Wolf, Erich |

STANDARD -- Overall Stage Results

German Area 2 Regionals 2010

Printed März 28, 2010 at 20:08



Stage 6 -- Stage 6

| | PTS | TIME | HIT FACTOR | STAGE POINTS | STAGE PERCENT | COMPETITOR # Name |
|----|-----|-------|---------------|-----------------|------------------|---------------------------|
| 1 | 109 | 18,79 | 5,8010 | 120,0000 | 100,00 | 61 Schuetz, Michael |
| 2 | 111 | 19,98 | 5,5556 | 114,9235 | 95,77 | 11 Skaarer, Even |
| 3 | 112 | 22,06 | 5,0771 | 105,0253 | 87,52 | 3 Fristrup, Klaus |
| 4 | 114 | 22,46 | 5,0757 | 104,9969 | 87,50 | 2 Birkjaer, Ulrik |
| 5 | 114 | 24,84 | 4,5894 | 94,9368 | 79,11 | 10 Schieck, Peter |
| 6 | 103 | 22,70 | 4,5374 | 93,8627 | 78,22 | 50 Klingberg, Anja |
| 7 | 87 | 20,80 | 4,1827 | 86,5242 | 72,10 | 108 Tagliamonte, Raffaele |
| 8 | 97 | 24,07 | 4,0299 | 83,3637 | 69,47 | 53 Leischner, Christian |
| 9 | 92 | 24,18 | 3,8048 | 78,7069 | 65,59 | 93 Draumann, Manfred |
| 10 | 117 | 31,20 | 3,7500 | 77,5734 | 64,64 | 65 Meier, Juergen |
| 11 | 112 | 30,14 | 3,7160 | 76,8699 | 64,06 | 28 Dehn, Heinz |
| 12 | 113 | 30,49 | 3,7061 | 76,6660 | 63,89 | 59 Sasse, Martin |
| 13 | 116 | 31,79 | 3,6489 | 75,4830 | 62,90 | 74 Pommerening, Wolfhard |
| 14 | 66 | 19,43 | 3,3968 | 70,2672 | 58,56 | 60 Schuermann, Heinz |
| 15 | 107 | 34,00 | 3,1471 | 65,1008 | 54,25 | 8 Pedersen, Finn |
| 16 | 110 | 35,06 | 3,1375 | 64,9026 | 54,09 | 29 Hatje, Peter |
| 17 | 94 | 31,68 | 2,9672 | 61,3796 | 51,15 | 52 Kraft, Niels |
| 18 | 95 | 32,35 | 2,9366 | 60,7478 | 50,62 | 54 Musienko, Yury |
| 19 | 95 | 33,75 | 2,8148 | 58,2279 | 48,52 | 79 Tok, Ahmet |
| 20 | 100 | 35,76 | 2,7964 | 57,8474 | 48,21 | 76 Schulz, Volker |
| 21 | 100 | 36,82 | 2,7159 | 56,1821 | 46,82 | 67 Voelker, KlausE |
| 22 | 100 | 37,50 | 2,6667 | 55,1633 | 45,97 | 100 Rogmann, Juergen |
| 23 | 106 | 40,27 | 2,6322 | 54,4510 | 45,38 | 58 Rieber, Wilhelm |
| 24 | 95 | 44,42 | 2,1387 | 44,2412 | 36,87 | 41 Hoeding, Doris |
| 25 | 100 | 50,41 | 1,9837 | 41,0360 | 34,20 | 27 Bahde, Bernd |
| 26 | 98 | 57,72 | 1,6979 | 35,1222 | 29,27 | 39 Haug, Christian |
| 27 | 90 | 56,15 | 1,6028 | 33,1569 | 27,63 | 94 Feddern, Lisa |
| 28 | 77 | 52,06 | 1,4791 | 30,5962 | 25,50 | 36 Burkart, Wieland |
| 29 | 104 | 73,82 | 1,4088 | 29,1434 | 24,29 | 35 Siebers, Dirk |
| 30 | 86 | 62,17 | 1,3833 | 28,6154 | 23,85 | 75 Schlueter, Werner |
| 31 | 0 | 59,64 | 0,0000 | 0,0000 | 0,00 | 56 Pazour, Jan |
| 32 | 0 | 34,05 | 0,0000 | 0,0000 | 0,00 | 70 Grueber, Juergen |

PRODUCTION -- Overall Stage Results

German Area 2 Regionals 2010

Printed März 28, 2010 at 20:08




Stage 6 -- Stage 6

| | PTS | TIME | HIT FACTOR | STAGE POINTS | STAGE PERCENT | COMPETITOR # Name |
|----|-----|-------|---------------|-----------------|------------------|----------------------------|
| 1 | 108 | 19,41 | 5,5641 | 120,0000 | 100,00 | 7 Loch, Marijan |
| 2 | 96 | 18,93 | 5,0713 | 109,3714 | 91,14 | 4 Hagemann, Lars |
| 3 | 112 | 22,55 | 4,9667 | 107,1160 | 89,26 | 63 Wuesthoff, Sebastian |
| 4 | 118 | 24,55 | 4,8065 | 103,6606 | 86,38 | 46 Soukup, JanJ |
| 5 | 104 | 22,89 | 4,5435 | 97,9875 | 81,66 | 68 Voelker, Lutz |
| 6 | 112 | 24,77 | 4,5216 | 97,5158 | 81,26 | 14 Bundt, Mike |
| 7 | 112 | 25,68 | 4,3614 | 94,0602 | 78,38 | 85 Hoeschler, Tim |
| 8 | 104 | 24,00 | 4,3333 | 93,4556 | 77,88 | 83 Haug, Axel |
| 9 | 102 | 23,72 | 4,3002 | 92,7403 | 77,28 | 6 Wessely, Rene |
| 10 | 106 | 25,73 | 4,1197 | 88,8483 | 74,04 | 81 Zucker, Holger |
| 11 | 100 | 25,28 | 3,9557 | 85,3112 | 71,09 | 42 Schwarz, Florian |
| 12 | 92 | 24,35 | 3,7782 | 81,4839 | 67,90 | 5 Larsen, Soren |
| 13 | 100 | 27,89 | 3,5855 | 77,3276 | 64,44 | 47 Bowakow, Ludwig |
| 14 | 98 | 28,90 | 3,3910 | 73,1326 | 60,94 | 109 Low, Michael |
| 15 | 98 | 30,12 | 3,2537 | 70,1704 | 58,48 | 49 Hochdoerffer, Andreas |
| 16 | 85 | 26,76 | 3,1764 | 68,5040 | 57,09 | 110 Christensen, Christian |
| 17 | 106 | 34,89 | 3,0381 | 65,5221 | 54,60 | 77 Sebelin, Skarthe |
| 18 | 94 | 32,07 | 2,9311 | 63,2138 | 52,68 | 31 Pschibul, Ralf |
| 19 | 79 | 27,31 | 2,8927 | 62,3862 | 51,99 | 1 Andersson, Joergen |
| 20 | 70 | 24,59 | 2,8467 | 61,3935 | 51,16 | 69 Hoefs, Stefan |
| 21 | 57 | 21,47 | 2,6549 | 57,2566 | 47,71 | 13 Petrovic, Sasa |
| 22 | 85 | 34,14 | 2,4897 | 53,6956 | 44,75 | 25 Schoenen, Andreas |
| 23 | 70 | 28,15 | 2,4867 | 53,6294 | 44,69 | 34 Sengelmann, Joachim |
| 24 | 79 | 32,19 | 2,4542 | 52,9284 | 44,11 | 32 Roennau, Carsten |
| 25 | 80 | 44,22 | 1,8091 | 39,0170 | 32,51 | 107 Wilhelm, Rainer |
| 26 | 79 | 50,83 | 1,5542 | 33,5189 | 27,93 | 64 Benthien, Horst |
| 27 | 52 | 35,56 | 1,4623 | 31,5373 | 26,28 | 80 Witzel, Malte |

REVOLVER (STANDARD) -- Overall Stage Results

German Area 2 Regionals 2010

Printed März 28, 2010 at 20:08




Stage 6 -- Stage 6

| | PTS | TIME | HIT FACTOR | STAGE POINTS | STAGE PERCENT | COMPETITOR # Name |
|---|-----|-------|---------------|-----------------|------------------|---------------------------|
| 1 | 117 | 33,48 | 3,4946 | 120,0000 | 100,00 | 45 Exner, Thomas |
| 2 | 114 | 35,60 | 3,2022 | 109,9602 | 91,63 | 12 Lindskog, Olle |
| 3 | 104 | 38,94 | 2,6708 | 91,7103 | 76,43 | 84 HellwigBuergel, Thomas |
| 4 | 119 | 52,18 | 2,2806 | 78,3112 | 65,26 | 111 Dahlbaeck, Ola |
| 5 | 95 | 42,59 | 2,2306 | 76,5944 | 63,83 | 103 Stettensch, Rainer |
| 6 | 68 | 41,24 | 1,6489 | 56,6202 | 47,18 | 86 Klottka, Peter |
| 7 | 108 | 69,46 | 1,5549 | 53,3912 | 44,49 | 78 Seibel, MichaelaJ. |

OPEN -- Overall Stage Results

German Area 2 Regionals 2010

Printed März 28, 2010 at 20:08



Stage 7 -- Stage 7

| | PTS | TIME | HIT FACTOR | STAGE POINTS | STAGE PERCENT | COMPETITOR # Name |
|----|-----|-------|---------------|-----------------|------------------|-------------------------|
| 1 | 43 | 8,88 | 4,8423 | 45,0000 | 100,00 | 24 Ksycki, Andre |
| 2 | 34 | 7,98 | 4,2607 | 39,5943 | 87,99 | 9 Pedersen, Frants |
| 3 | 41 | 9,65 | 4,2487 | 39,4833 | 87,74 | 55 Pantzer, Bernd |
| 4 | 34 | 8,20 | 4,1463 | 38,5320 | 85,63 | 26 Spies, Axel |
| 5 | 39 | 10,09 | 3,8652 | 35,9195 | 79,82 | 18 Lange, Bernd |
| 6 | 39 | 10,74 | 3,6313 | 33,7456 | 74,99 | 101 Schrader, Heiko |
| 7 | 42 | 11,84 | 3,5473 | 32,9651 | 73,26 | 92 Fleischer, Thomas |
| 8 | 38 | 11,40 | 3,3333 | 30,9767 | 68,84 | 20 Wolff, Uwe |
| 9 | 41 | 12,84 | 3,1931 | 29,6740 | 65,94 | 30 Mahlmann, Claudia |
| 10 | 27 | 9,45 | 2,8571 | 26,5515 | 59,00 | 17 Henking, Mathias |
| 11 | 35 | 12,44 | 2,8135 | 26,1460 | 58,10 | 19 Mueller, Kerstin |
| 12 | 43 | 15,38 | 2,7958 | 25,9818 | 57,74 | 95 Grone, Kai |
| 13 | 40 | 15,40 | 2,5974 | 24,1377 | 53,64 | 15 Doerner, Michael |
| 14 | 24 | 9,55 | 2,5131 | 23,3542 | 51,90 | 21 Neff, Rolf |
| 15 | 39 | 15,54 | 2,5097 | 23,3223 | 51,83 | 91 Fleischer, Claudia |
| 16 | 25 | 10,19 | 2,4534 | 22,7994 | 50,67 | 90 Fleischer, Alexander |
| 17 | 24 | 12,12 | 1,9802 | 18,4020 | 40,89 | 43 Nuernberg, Philipp |
| 18 | 32 | 17,39 | 1,8401 | 17,1004 | 38,00 | 96 Grone, Nicole |
| 19 | 17 | 9,63 | 1,7653 | 16,4051 | 36,46 | 16 Frindt, Norbert |
| 20 | 33 | 18,94 | 1,7423 | 16,1916 | 35,98 | 40 Haenke, Maik |
| 21 | 36 | 21,87 | 1,6461 | 15,2972 | 33,99 | 51 Kobler, Wolfgang |
| 22 | 24 | 17,52 | 1,3699 | 12,7302 | 28,29 | 33 Stangneth, Eckhard |
| 23 | 9 | 16,06 | 0,5604 | 5,2078 | 11,57 | 71 Heinen, David |
| 24 | 1 | 14,58 | 0,0686 | 0,6374 | 1,42 | 73 Mengel, Ruediger |
| 25 | 0 | 25,52 | 0,0000 | 0,0000 | 0,00 | 113 Wolf, Erich |
| 26 | 0 | 14,37 | 0,0000 | 0,0000 | 0,00 | 89 Schomacker, Heinz |

STANDARD -- Overall Stage Results

German Area 2 Regionals 2010

Printed März 28, 2010 at 20:08



Stage 7 -- Stage 7

| | PTS | TIME | HIT FACTOR | STAGE POINTS | STAGE PERCENT | COMPETITOR # Name |
|----|-----|-------|---------------|-----------------|------------------|---------------------------|
| 1 | 39 | 10,20 | 3,8235 | 45,0000 | 100,00 | 11 Skaarer, Even |
| 2 | 28 | 9,03 | 3,1008 | 36,4937 | 81,10 | 61 Schuetz, Michael |
| 3 | 41 | 14,35 | 2,8571 | 33,6264 | 74,73 | 8 Pedersen, Finn |
| 4 | 41 | 15,96 | 2,5689 | 30,2342 | 67,19 | 54 Musienko, Yury |
| 5 | 27 | 10,89 | 2,4793 | 29,1799 | 64,84 | 50 Klingberg, Anja |
| 6 | 39 | 16,45 | 2,3708 | 27,9027 | 62,01 | 67 Voelker, KlausE |
| 7 | 40 | 17,13 | 2,3351 | 27,4821 | 61,07 | 28 Dehn, Heinz |
| 8 | 35 | 15,03 | 2,3287 | 27,4067 | 60,90 | 29 Hatje, Peter |
| 9 | 21 | 10,46 | 2,0076 | 23,6285 | 52,51 | 10 Schieck, Peter |
| 10 | 21 | 10,74 | 1,9553 | 23,0125 | 51,14 | 2 Birkjaer, Ulrik |
| 11 | 26 | 19,63 | 1,3245 | 15,5884 | 34,64 | 58 Rieber, Wilhelm |
| 12 | 12 | 12,10 | 0,9917 | 11,6720 | 25,94 | 93 Draumann, Manfred |
| 13 | 13 | 13,58 | 0,9573 | 11,2666 | 25,04 | 79 Tok, Ahmet |
| 14 | 26 | 28,94 | 0,8984 | 10,5736 | 23,50 | 75 Schlueter, Werner |
| 15 | 25 | 29,65 | 0,8432 | 9,9235 | 22,05 | 41 Hoeding, Doris |
| 16 | 9 | 10,80 | 0,8333 | 9,8077 | 21,79 | 74 Pommerening, Wolfhard |
| 17 | 7 | 8,62 | 0,8121 | 9,5574 | 21,24 | 3 Fristrup, Klaus |
| 18 | 13 | 20,62 | 0,6305 | 7,4200 | 16,49 | 65 Meier, Juergen |
| 19 | 19 | 31,23 | 0,6084 | 7,1603 | 15,91 | 94 Feddern, Lisa |
| 20 | 25 | 42,05 | 0,5945 | 6,9972 | 15,55 | 35 Siebers, Dirk |
| 21 | 9 | 15,43 | 0,5833 | 6,8647 | 15,25 | 100 Rogmann, Juergen |
| 22 | 11 | 18,95 | 0,5805 | 6,8317 | 15,18 | 70 Grueber, Juergen |
| 23 | 8 | 13,82 | 0,5789 | 6,8129 | 15,14 | 59 Sasse, Martin |
| 24 | 9 | 18,91 | 0,4759 | 5,6014 | 12,45 | 36 Burkart, Wieland |
| 25 | 4 | 9,49 | 0,4215 | 4,9607 | 11,02 | 60 Schuermann, Heinz |
| 26 | 5 | 18,73 | 0,2670 | 3,1418 | 6,98 | 76 Schulz, Volker |
| 27 | 5 | 27,93 | 0,1790 | 2,1069 | 4,68 | 39 Haug, Christian |
| 28 | 0 | 31,06 | 0,0000 | 0,0000 | 0,00 | 27 Bahde, Bernd |
| 29 | 0 | 9,13 | 0,0000 | 0,0000 | 0,00 | 108 Tagliamonte, Raffaele |
| 30 | 0 | 18,79 | 0,0000 | 0,0000 | 0,00 | 52 Kraft, Niels |
| 31 | 0 | 9,90 | 0,0000 | 0,0000 | 0,00 | 53 Leischner, Christian |
| 32 | 0 | 21,43 | 0,0000 | 0,0000 | 0,00 | 56 Pazour, Jan |

PRODUCTION -- Overall Stage Results

German Area 2 Regionals 2010

Printed März 28, 2010 at 20:08



Stage 7 -- Stage 7

| | PTS | TIME | HIT FACTOR | STAGE POINTS | STAGE PERCENT | COMPETITOR # Name |
|----|-----|-------|---------------|-----------------|------------------|----------------------------|
| 1 | 33 | 10,55 | 3,1280 | 45,0000 | 100,00 | 14 Bundt, Mike |
| 2 | 39 | 13,57 | 2,8740 | 41,3462 | 91,88 | 85 Hoeschler, Tim |
| 3 | 35 | 12,74 | 2,7473 | 39,5230 | 87,83 | 6 Wessely, Rene |
| 4 | 33 | 12,08 | 2,7318 | 39,3005 | 87,33 | 63 Wuesthoff, Sebastian |
| 5 | 33 | 12,40 | 2,6613 | 38,2863 | 85,08 | 110 Christensen, Christian |
| 6 | 39 | 15,42 | 2,5292 | 36,3857 | 80,86 | 81 Zucker, Holger |
| 7 | 22 | 9,92 | 2,2177 | 31,9052 | 70,90 | 7 Loch, Marijan |
| 8 | 22 | 9,99 | 2,2022 | 31,6817 | 70,40 | 46 Soukup, JanJ |
| 9 | 20 | 10,61 | 1,8850 | 27,1185 | 60,26 | 83 Haug, Axel |
| 10 | 20 | 12,14 | 1,6474 | 23,7008 | 52,67 | 68 Voelker, Lutz |
| 11 | 24 | 19,84 | 1,2097 | 17,4029 | 38,67 | 32 Roennau, Carsten |
| 12 | 16 | 15,65 | 1,0224 | 14,7081 | 32,68 | 77 Sebelin, Skarthe |
| 13 | 9 | 12,12 | 0,7426 | 10,6829 | 23,74 | 1 Andersson, Joergen |
| 14 | 9 | 12,17 | 0,7395 | 10,6391 | 23,64 | 5 Larsen, Soren |
| 15 | 10 | 25,38 | 0,3940 | 5,6684 | 12,60 | 34 Sengelmann, Joachim |
| 16 | 3 | 12,56 | 0,2389 | 3,4362 | 7,64 | 109 Low, Michael |
| 17 | 3 | 18,16 | 0,1652 | 2,3766 | 5,28 | 107 Wilhelm, Rainer |
| 18 | 1 | 8,95 | 0,1117 | 1,6074 | 3,57 | 4 Hagemann, Lars |
| 19 | 0 | 20,52 | 0,0000 | 0,0000 | 0,00 | 80 Witzel, Malte |
| 20 | 0 | 14,16 | 0,0000 | 0,0000 | 0,00 | 69 Hoefs, Stefan |
| 21 | 0 | 22,41 | 0,0000 | 0,0000 | 0,00 | 64 Benthien, Horst |
| 22 | 0 | 12,52 | 0,0000 | 0,0000 | 0,00 | 49 Hochdoerffer, Andreas |
| 23 | 0 | 9,97 | 0,0000 | 0,0000 | 0,00 | 47 Bowakow, Ludwig |
| 24 | 0 | 11,99 | 0,0000 | 0,0000 | 0,00 | 42 Schwarz, Florian |
| 25 | 0 | 16,51 | 0,0000 | 0,0000 | 0,00 | 25 Schoenen, Andreas |
| 26 | 0 | 9,67 | 0,0000 | 0,0000 | 0,00 | 13 Petrovic, Sasa |
| 27 | 0 | 22,59 | 0,0000 | 0,0000 | 0,00 | 31 Pschibul, Ralf |

REVOLVER (STANDARD) -- Overall Stage Results

German Area 2 Regionals 2010

Printed März 28, 2010 at 20:08




Stage 7 -- Stage 7

| | PTS | TIME | HIT FACTOR | STAGE POINTS | STAGE PERCENT | COMPETITOR # Name |
|---|-----|-------|---------------|-----------------|------------------|---------------------------|
| 1 | 42 | 16,86 | 2,4911 | 45,0000 | 100,00 | 45 Exner, Thomas |
| 2 | 34 | 15,23 | 2,2324 | 40,3274 | 89,62 | 12 Lindskog, Olle |
| 3 | 28 | 14,92 | 1,8767 | 33,9008 | 75,34 | 106 Uhlig, Matthias |
| 4 | 38 | 25,03 | 1,5182 | 27,4248 | 60,94 | 78 Seibel, MichaelaJ. |
| 5 | 12 | 19,11 | 0,6279 | 11,3434 | 25,21 | 103 Stettmisch, Rainer |
| 6 | 0 | 12,73 | 0,0000 | 0,0000 | 0,00 | 84 HellwigBuergel, Thomas |
| 7 | 0 | 19,62 | 0,0000 | 0,0000 | 0,00 | 86 Klottka, Peter |
| 8 | 0 | 15,41 | 0,0000 | 0,0000 | 0,00 | 111 Dahlbaeck, Ola |

OPEN -- Overall Stage Results

German Area 2 Regionals 2010

Printed März 28, 2010 at 20:08



Stage 8 -- Stage 8

| | PTS | TIME | HIT FACTOR | STAGE POINTS | STAGE PERCENT | COMPETITOR # Name |
|----|-----|-------|---------------|-----------------|------------------|-------------------------|
| 1 | 38 | 6,90 | 5,5072 | 40,0000 | 100,00 | 9 Pedersen, Frants |
| 2 | 36 | 6,80 | 5,2941 | 38,4520 | 96,13 | 17 Henking, Mathias |
| 3 | 35 | 6,72 | 5,2083 | 37,8289 | 94,57 | 55 Pantzer, Bernd |
| 4 | 36 | 7,02 | 5,1282 | 37,2470 | 93,12 | 18 Lange, Bernd |
| 5 | 34 | 7,14 | 4,7619 | 34,5865 | 86,47 | 26 Spies, Axel |
| 6 | 37 | 8,03 | 4,6077 | 33,4666 | 83,67 | 24 Ksycki, Andre |
| 7 | 34 | 7,61 | 4,4678 | 32,4504 | 81,13 | 101 Schrader, Heiko |
| 8 | 39 | 9,46 | 4,1226 | 29,9433 | 74,86 | 51 Kobler, Wolfgang |
| 9 | 34 | 8,52 | 3,9906 | 28,9844 | 72,46 | 90 Fleischer, Alexander |
| 10 | 37 | 9,46 | 3,9112 | 28,4077 | 71,02 | 20 Wolff, Uwe |
| 11 | 40 | 10,78 | 3,7106 | 26,9505 | 67,38 | 92 Fleischer, Thomas |
| 12 | 36 | 9,89 | 3,6400 | 26,4382 | 66,10 | 19 Mueller, Kerstin |
| 13 | 38 | 10,65 | 3,5681 | 25,9155 | 64,79 | 21 Neff, Rolf |
| 14 | 36 | 10,68 | 3,3708 | 24,4826 | 61,21 | 30 Mahlmann, Claudia |
| 15 | 33 | 10,49 | 3,1459 | 22,8488 | 57,12 | 16 Frindt, Norbert |
| 16 | 37 | 11,86 | 3,1197 | 22,6591 | 56,65 | 73 Mengel, Ruediger |
| 17 | 38 | 13,15 | 2,8897 | 20,9886 | 52,47 | 71 Heinen, David |
| 18 | 38 | 13,30 | 2,8571 | 20,7519 | 51,88 | 15 Doerner, Michael |
| 19 | 38 | 13,84 | 2,7457 | 19,9422 | 49,86 | 40 Haenke, Maik |
| 20 | 34 | 12,49 | 2,7222 | 19,7716 | 49,43 | 89 Schomacker, Heinz |
| 21 | 30 | 13,38 | 2,2422 | 16,2851 | 40,71 | 91 Fleischer, Claudia |
| 22 | 19 | 10,17 | 1,8682 | 13,5693 | 33,92 | 43 Nuernberg, Philipp |
| 23 | 32 | 17,71 | 1,8069 | 13,1237 | 32,81 | 113 Wolf, Erich |
| 24 | 31 | 24,74 | 1,2530 | 9,1010 | 22,75 | 33 Stangneth, Eckhard |

STANDARD -- Overall Stage Results

German Area 2 Regionals 2010

Printed März 28, 2010 at 20:08



Stage 8 -- Stage 8

| | PTS | TIME | HIT FACTOR | STAGE POINTS | STAGE PERCENT | COMPETITOR # Name |
|----|-----|-------|---------------|-----------------|------------------|---------------------------|
| 1 | 32 | 6,22 | 5,1447 | 40,0000 | 100,00 | 108 Tagliamonte, Raffaele |
| 2 | 40 | 7,92 | 5,0505 | 39,2677 | 98,17 | 11 Skaarer, Even |
| 3 | 35 | 7,16 | 4,8883 | 38,0063 | 95,02 | 60 Schuermann, Heinz |
| 4 | 32 | 6,60 | 4,8485 | 37,6970 | 94,24 | 61 Schuetz, Michael |
| 5 | 36 | 7,57 | 4,7556 | 36,9749 | 92,44 | 2 Birkjaer, Ulrik |
| 6 | 35 | 7,59 | 4,6113 | 35,8531 | 89,63 | 74 Pommerening, Wolfhard |
| 7 | 37 | 8,06 | 4,5906 | 35,6917 | 89,23 | 93 Draumann, Manfred |
| 8 | 35 | 7,68 | 4,5573 | 35,4329 | 88,58 | 53 Leischner, Christian |
| 9 | 36 | 9,06 | 3,9735 | 30,8940 | 77,24 | 50 Klingberg, Anja |
| 10 | 40 | 10,38 | 3,8536 | 29,9615 | 74,90 | 29 Hatje, Peter |
| 11 | 40 | 10,78 | 3,7106 | 28,8497 | 72,12 | 65 Meier, Juergen |
| 12 | 38 | 10,48 | 3,6260 | 28,1918 | 70,48 | 8 Pedersen, Finn |
| 13 | 39 | 11,03 | 3,5358 | 27,4909 | 68,73 | 59 Sasse, Martin |
| 14 | 36 | 10,43 | 3,4516 | 26,8361 | 67,09 | 28 Dehn, Heinz |
| 15 | 39 | 11,53 | 3,3825 | 26,2988 | 65,75 | 54 Musienko, Yury |
| 16 | 39 | 11,89 | 3,2801 | 25,5025 | 63,76 | 52 Kraft, Niels |
| 17 | 30 | 10,11 | 2,9674 | 23,0712 | 57,68 | 3 Fristrup, Klaus |
| 18 | 39 | 13,22 | 2,9501 | 22,9368 | 57,34 | 79 Tok, Ahmet |
| 19 | 37 | 12,59 | 2,9388 | 22,8495 | 57,12 | 58 Rieber, Wilhelm |
| 20 | 36 | 13,54 | 2,6588 | 20,6721 | 51,68 | 100 Rogmann, Juergen |
| 21 | 35 | 15,92 | 2,1985 | 17,0933 | 42,73 | 41 Hoeding, Doris |
| 22 | 32 | 14,80 | 2,1622 | 16,8108 | 42,03 | 76 Schulz, Volker |
| 23 | 36 | 16,87 | 2,1340 | 16,5916 | 41,48 | 75 Schlueter, Werner |
| 24 | 30 | 14,36 | 2,0891 | 16,2430 | 40,61 | 36 Burkart, Wieland |
| 25 | 34 | 16,58 | 2,0507 | 15,9439 | 39,86 | 70 Grueber, Juergen |
| 26 | 38 | 23,15 | 1,6415 | 12,7624 | 31,91 | 94 Feddern, Lisa |
| 27 | 31 | 19,05 | 1,6273 | 12,6522 | 31,63 | 27 Bahde, Bernd |
| 28 | 30 | 19,36 | 1,5496 | 12,0480 | 30,12 | 39 Haug, Christian |
| 29 | 38 | 24,77 | 1,5341 | 11,9277 | 29,82 | 35 Siebers, Dirk |
| 30 | 14 | 11,67 | 1,1997 | 9,3273 | 23,32 | 67 Voelker, KlausE |
| 31 | 28 | 25,01 | 1,1196 | 8,7045 | 21,76 | 56 Pazour, Jan |
| 32 | 0 | 7,09 | 0,0000 | 0,0000 | 0,00 | 10 Schieck, Peter |

PRODUCTION -- Overall Stage Results

German Area 2 Regionals 2010

Printed März 28, 2010 at 20:08



Stage 8 -- Stage 8

| | PTS | TIME | HIT FACTOR | STAGE POINTS | STAGE PERCENT | COMPETITOR # Name |
|----|-----|-------|---------------|-----------------|------------------|----------------------------|
| 1 | 34 | 6,68 | 5,0898 | 40,0000 | 100,00 | 4 Hagemann, Lars |
| 2 | 40 | 8,99 | 4,4494 | 34,9670 | 87,42 | 6 Wessely, Rene |
| 3 | 30 | 6,99 | 4,2918 | 33,7289 | 84,32 | 7 Loch, Marijan |
| 4 | 32 | 7,46 | 4,2895 | 33,7108 | 84,28 | 46 Soukup, JanJ |
| 5 | 36 | 8,50 | 4,2353 | 33,2844 | 83,21 | 5 Larsen, Soren |
| 6 | 32 | 7,58 | 4,2216 | 33,1771 | 82,94 | 42 Schwarz, Florian |
| 7 | 36 | 8,98 | 4,0089 | 31,5053 | 78,76 | 63 Wuesthoff, Sebastian |
| 8 | 32 | 8,67 | 3,6909 | 29,0060 | 72,52 | 81 Zucker, Holger |
| 9 | 28 | 7,64 | 3,6649 | 28,8020 | 72,00 | 47 Bowakow, Ludwig |
| 10 | 40 | 11,02 | 3,6298 | 28,5257 | 71,31 | 77 Sebelin, Skarthe |
| 11 | 40 | 11,23 | 3,5619 | 27,9922 | 69,98 | 85 Hoeschler, Tim |
| 12 | 28 | 7,91 | 3,5398 | 27,8188 | 69,55 | 68 Voelker, Lutz |
| 13 | 28 | 8,33 | 3,3613 | 26,4162 | 66,04 | 14 Bundt, Mike |
| 14 | 34 | 10,90 | 3,1193 | 24,5138 | 61,28 | 83 Haug, Axel |
| 15 | 26 | 8,43 | 3,0842 | 24,2384 | 60,60 | 110 Christensen, Christian |
| 16 | 30 | 9,91 | 3,0272 | 23,7906 | 59,48 | 25 Schoenen, Andreas |
| 17 | 28 | 10,01 | 2,7972 | 21,9827 | 54,96 | 1 Andersson, Joergen |
| 18 | 32 | 11,67 | 2,7421 | 21,5495 | 53,87 | 32 Roennau, Carsten |
| 19 | 34 | 12,77 | 2,6625 | 20,9240 | 52,31 | 69 Hoefs, Stefan |
| 20 | 32 | 12,33 | 2,5953 | 20,3960 | 50,99 | 31 Pschibul, Ralf |
| 21 | 32 | 12,85 | 2,4903 | 19,5706 | 48,93 | 34 Sengelmann, Joachim |
| 22 | 21 | 10,42 | 2,0154 | 15,8383 | 39,60 | 109 Low, Michael |
| 23 | 26 | 13,08 | 1,9878 | 15,6215 | 39,05 | 107 Wilhelm, Rainer |
| 24 | 26 | 14,05 | 1,8505 | 14,5430 | 36,36 | 80 Witzel, Malte |
| 25 | 28 | 15,32 | 1,8277 | 14,3634 | 35,91 | 13 Petrovic, Sasa |
| 26 | 15 | 9,50 | 1,5789 | 12,4087 | 31,02 | 49 Hochdoerffer, Andreas |
| 27 | 0 | 14,53 | 0,0000 | 0,0000 | 0,00 | 64 Benthien, Horst |

REVOLVER (STANDARD) -- Overall Stage Results

German Area 2 Regionals 2010

Printed März 28, 2010 at 20:08



Stage 8 -- Stage 8

| | PTS | TIME | HIT FACTOR | STAGE POINTS | STAGE PERCENT | COMPETITOR # Name |
|---|-----|-------|---------------|-----------------|------------------|---------------------------|
| 1 | 35 | 9,21 | 3,8002 | 40,0000 | 100,00 | 45 Exner, Thomas |
| 2 | 37 | 12,07 | 3,0655 | 32,2661 | 80,67 | 12 Lindskog, Olle |
| 3 | 38 | 13,56 | 2,8024 | 29,4968 | 73,74 | 84 HellwigBuergel, Thomas |
| 4 | 37 | 14,47 | 2,5570 | 26,9144 | 67,29 | 103 Stettmisch, Rainer |
| 5 | 40 | 17,09 | 2,3405 | 24,6360 | 61,59 | 111 Dahlbaeck, Ola |
| 6 | 34 | 15,00 | 2,2667 | 23,8583 | 59,65 | 86 Klottka, Peter |
| 7 | 36 | 16,17 | 2,2263 | 23,4339 | 58,58 | 106 Uhlig, Matthias |
| 8 | 32 | 19,09 | 1,6763 | 17,6439 | 44,11 | 112 Schroeder, Michael |
| 9 | 40 | 26,15 | 1,5296 | 16,1005 | 40,25 | 78 Seibel, MichaelaJ. |

OPEN -- Overall Stage Results

German Area 2 Regionals 2010

Printed März 28, 2010 at 20:08



Stage 9 -- Stage 9

| | PTS | TIME | HIT FACTOR | STAGE POINTS | STAGE PERCENT | COMPETITOR # Name |
|----|-----|-------|---------------|-----------------|------------------|-------------------------|
| 1 | 96 | 12,46 | 7,7047 | 105,0000 | 100,00 | 9 Pedersen, Frants |
| 2 | 89 | 13,18 | 6,7527 | 92,0260 | 87,64 | 18 Lange, Bernd |
| 3 | 89 | 13,75 | 6,4727 | 88,2111 | 84,01 | 24 Ksycki, Andre |
| 4 | 92 | 14,52 | 6,3361 | 86,3490 | 82,24 | 51 Kobler, Wolfgang |
| 5 | 87 | 13,85 | 6,2816 | 85,6063 | 81,53 | 21 Neff, Rolf |
| 6 | 90 | 14,54 | 6,1898 | 84,3557 | 80,34 | 17 Henking, Mathias |
| 7 | 91 | 14,91 | 6,1033 | 83,1764 | 79,22 | 43 Nuernberg, Philipp |
| 8 | 88 | 14,45 | 6,0900 | 82,9948 | 79,04 | 92 Fleischer, Thomas |
| 9 | 82 | 14,83 | 5,5293 | 75,3544 | 71,77 | 20 Wolff, Uwe |
| 10 | 92 | 17,16 | 5,3613 | 73,0645 | 69,59 | 19 Mueller, Kerstin |
| 11 | 77 | 14,41 | 5,3435 | 72,8220 | 69,35 | 26 Spies, Axel |
| 12 | 90 | 16,97 | 5,3035 | 72,2764 | 68,83 | 90 Fleischer, Alexander |
| 13 | 68 | 12,94 | 5,2550 | 71,6161 | 68,21 | 16 Frindt, Norbert |
| 14 | 103 | 20,20 | 5,0990 | 69,4899 | 66,18 | 89 Schomacker, Heinz |
| 15 | 90 | 18,23 | 4,9369 | 67,2809 | 64,08 | 71 Heinen, David |
| 16 | 68 | 15,65 | 4,3450 | 59,2149 | 56,40 | 55 Pantzer, Bernd |
| 17 | 91 | 21,15 | 4,3026 | 58,6364 | 55,84 | 101 Schrader, Heiko |
| 18 | 89 | 21,17 | 4,2041 | 57,2935 | 54,57 | 30 Mahlmann, Claudia |
| 19 | 83 | 21,26 | 3,9040 | 53,2048 | 50,67 | 15 Doerner, Michael |
| 20 | 105 | 27,31 | 3,8447 | 52,3967 | 49,90 | 40 Haenke, Maik |
| 21 | 99 | 26,89 | 3,6817 | 50,1742 | 47,78 | 73 Mengel, Ruediger |
| 22 | 53 | 14,56 | 3,6401 | 49,6079 | 47,25 | 91 Fleischer, Claudia |
| 23 | 84 | 27,01 | 3,1100 | 42,3829 | 40,36 | 33 Stangneth, Eckhard |
| 24 | 88 | 34,03 | 2,5860 | 35,2417 | 33,56 | 113 Wolf, Erich |

STANDARD -- Overall Stage Results

German Area 2 Regionals 2010

Printed März 28, 2010 at 20:08



Stage 9 -- Stage 9

| | PTS | TIME | HIT FACTOR | STAGE POINTS | STAGE PERCENT | COMPETITOR # Name |
|----|-----|-------|---------------|-----------------|------------------|---------------------------|
| 1 | 95 | 13,10 | 7,2519 | 105,0000 | 100,00 | 61 Schuetz, Michael |
| 2 | 101 | 14,10 | 7,1631 | 103,7144 | 98,78 | 2 Birkjaer, Ulrik |
| 3 | 99 | 15,59 | 6,3502 | 91,9446 | 87,57 | 11 Skaarer, Even |
| 4 | 97 | 15,29 | 6,3440 | 91,8547 | 87,48 | 60 Schuermann, Heinz |
| 5 | 91 | 14,56 | 6,2500 | 90,4934 | 86,18 | 108 Tagliamonte, Raffaele |
| 6 | 92 | 15,05 | 6,1130 | 88,5092 | 84,29 | 8 Pedersen, Finn |
| 7 | 95 | 16,19 | 5,8678 | 84,9599 | 80,91 | 3 Fristrup, Klaus |
| 8 | 90 | 15,47 | 5,8177 | 84,2343 | 80,22 | 10 Schieck, Peter |
| 9 | 96 | 17,28 | 5,5556 | 80,4386 | 76,61 | 28 Dehn, Heinz |
| 10 | 92 | 16,95 | 5,4277 | 78,5878 | 74,85 | 53 Leischner, Christian |
| 11 | 86 | 15,97 | 5,3851 | 77,9705 | 74,26 | 93 Draumann, Manfred |
| 12 | 94 | 17,53 | 5,3622 | 77,6395 | 73,94 | 65 Meier, Juergen |
| 13 | 101 | 19,59 | 5,1557 | 74,6490 | 71,09 | 50 Klingberg, Anja |
| 14 | 81 | 16,78 | 4,8272 | 69,8924 | 66,56 | 74 Pommerening, Wolfhard |
| 15 | 94 | 20,63 | 4,5565 | 65,9729 | 62,83 | 59 Sasse, Martin |
| 16 | 93 | 21,46 | 4,3336 | 62,7466 | 59,76 | 52 Kraft, Niels |
| 17 | 98 | 23,14 | 4,2351 | 61,3197 | 58,40 | 29 Hatje, Peter |
| 18 | 98 | 23,92 | 4,0970 | 59,3201 | 56,50 | 79 Tok, Ahmet |
| 19 | 93 | 23,16 | 4,0155 | 58,1409 | 55,37 | 58 Rieber, Wilhelm |
| 20 | 104 | 26,50 | 3,9245 | 56,8230 | 54,12 | 100 Rogmann, Juergen |
| 21 | 92 | 23,62 | 3,8950 | 56,3956 | 53,71 | 75 Schlueter, Werner |
| 22 | 92 | 23,72 | 3,8786 | 56,1578 | 53,48 | 54 Musienko, Yury |
| 23 | 79 | 21,04 | 3,7548 | 54,3649 | 51,78 | 67 Voelker, KlausE |
| 24 | 100 | 26,75 | 3,7383 | 54,1269 | 51,55 | 70 Grueber, Juergen |
| 25 | 86 | 23,01 | 3,7375 | 54,1151 | 51,54 | 41 Hoeding, Doris |
| 26 | 91 | 24,92 | 3,6517 | 52,8726 | 50,35 | 36 Burkart, Wieland |
| 27 | 85 | 25,64 | 3,3151 | 47,9996 | 45,71 | 76 Schulz, Volker |
| 28 | 92 | 28,90 | 3,1834 | 46,0922 | 43,90 | 35 Siebers, Dirk |
| 29 | 98 | 32,49 | 3,0163 | 43,6730 | 41,59 | 27 Bahde, Bernd |
| 30 | 91 | 37,11 | 2,4522 | 35,5048 | 33,81 | 39 Haug, Christian |
| 31 | 104 | 48,81 | 2,1307 | 30,8505 | 29,38 | 56 Pazour, Jan |
| 32 | 87 | 42,65 | 2,0399 | 29,5350 | 28,13 | 94 Feddern, Lisa |

PRODUCTION -- Overall Stage Results

German Area 2 Regionals 2010

Printed März 28, 2010 at 20:08



Stage 9 -- Stage 9

| | PTS | TIME | HIT FACTOR | STAGE POINTS | STAGE PERCENT | COMPETITOR # Name |
|----|-----|-------|---------------|-----------------|------------------|----------------------------|
| 1 | 89 | 12,70 | 7,0079 | 105,0000 | 100,00 | 4 Hagemann, Lars |
| 2 | 87 | 13,09 | 6,6463 | 99,5824 | 94,84 | 47 Bowakow, Ludwig |
| 3 | 81 | 13,90 | 5,8273 | 87,3119 | 83,15 | 63 Wuesthoff, Sebastian |
| 4 | 89 | 15,60 | 5,7051 | 85,4808 | 81,41 | 14 Bundt, Mike |
| 5 | 99 | 17,79 | 5,5649 | 83,3801 | 79,41 | 85 Hoeschler, Tim |
| 6 | 81 | 15,18 | 5,3360 | 79,9496 | 76,14 | 7 Loch, Marijan |
| 7 | 105 | 19,85 | 5,2897 | 79,2559 | 75,48 | 69 Hoefs, Stefan |
| 8 | 85 | 16,19 | 5,2502 | 78,6638 | 74,92 | 68 Voelker, Lutz |
| 9 | 78 | 15,59 | 5,0032 | 74,9638 | 71,39 | 110 Christensen, Christian |
| 10 | 95 | 19,20 | 4,9479 | 74,1354 | 70,61 | 49 Hochdoerffer, Andreas |
| 11 | 83 | 16,89 | 4,9142 | 73,6294 | 70,12 | 83 Haug, Axel |
| 12 | 103 | 21,24 | 4,8493 | 72,6584 | 69,20 | 32 Roennau, Carsten |
| 13 | 79 | 16,39 | 4,8200 | 72,2189 | 68,78 | 42 Schwarz, Florian |
| 14 | 73 | 15,37 | 4,7495 | 71,1626 | 67,77 | 81 Zucker, Holger |
| 15 | 77 | 16,30 | 4,7239 | 70,7793 | 67,41 | 46 Soukup, JanJ |
| 16 | 95 | 20,58 | 4,6161 | 69,1642 | 65,87 | 5 Larsen, Soren |
| 17 | 81 | 17,62 | 4,5970 | 68,8783 | 65,60 | 109 Low, Michael |
| 18 | 85 | 19,46 | 4,3679 | 65,4454 | 62,33 | 6 Wessely, Rene |
| 19 | 87 | 20,06 | 4,3370 | 64,9817 | 61,89 | 77 Sebelin, Skarthe |
| 20 | 83 | 19,62 | 4,2304 | 63,3844 | 60,37 | 31 Pschibul, Ralf |
| 21 | 66 | 16,47 | 4,0073 | 60,0418 | 57,18 | 13 Petrovic, Sasa |
| 22 | 77 | 21,38 | 3,6015 | 53,9618 | 51,39 | 34 Sengelmann, Joachim |
| 23 | 61 | 18,03 | 3,3833 | 50,6917 | 48,28 | 1 Andersson, Joergen |
| 24 | 62 | 18,62 | 3,3298 | 49,8902 | 47,51 | 25 Schoenen, Andreas |
| 25 | 77 | 23,57 | 3,2669 | 48,9479 | 46,62 | 80 Witzel, Malte |
| 26 | 75 | 25,59 | 2,9308 | 43,9131 | 41,82 | 107 Wilhelm, Rainer |
| 27 | 93 | 41,39 | 2,2469 | 33,6659 | 32,06 | 64 Benthien, Horst |

REVOLVER (STANDARD) -- Overall Stage Results

German Area 2 Regionals 2010

Printed März 28, 2010 at 20:08



Stage 9 -- Stage 9

| | PTS | TIME | HIT FACTOR | STAGE POINTS | STAGE PERCENT | COMPETITOR # Name |
|---|-----|-------|---------------|-----------------|------------------|---------------------------|
| 1 | 92 | 23,89 | 3,8510 | 105,0000 | 100,00 | 12 Lindskog, Olle |
| 2 | 98 | 26,13 | 3,7505 | 102,2596 | 97,39 | 103 Stettensch, Rainer |
| 3 | 97 | 27,72 | 3,4993 | 95,4105 | 90,87 | 45 Exner, Thomas |
| 4 | 103 | 31,72 | 3,2472 | 88,5364 | 84,32 | 111 Dahlbaeck, Ola |
| 5 | 85 | 27,19 | 3,1261 | 85,2368 | 81,18 | 84 HellwigBuergel, Thomas |
| 6 | 92 | 34,85 | 2,6399 | 71,9785 | 68,55 | 86 Klottka, Peter |
| 7 | 105 | 55,95 | 1,8767 | 51,1690 | 48,73 | 78 Seibel, MichaelaJ. |

German Area 2 Regionals 2010

Printed März 28, 2010 at 20:08



Disqualified Shooters

| <u>No.</u> | <u>Name</u> |
|------------|-------------|
|------------|-------------|

| | |
|----|--------------|
| 72 | Holm, Volker |
|----|--------------|

| | |
|----|------------------|
| 88 | Marioth, Philipp |
|----|------------------|